



Annai Hajira Women's College
Melapalayam, Tirunelveli - 05
(A Unit of As-Sathiq Educational Society)
(Affiliated to Manonmaniam Sundaranar University)

CRITERION 1

Curricular Aspects

1.4 Feedback System

Action Taken Report on Feedback Analysis

2018 - 2023



Annai Hajira Women's College
Melapalayam, Tirunelveli - 05
(A Unit of As-Sathiq Educational Society)
(Affiliated to Manonmaniam Sundaranar University)

Feedback Analysis and Action Taken Report
2022 - 2023

To evaluate the quality of education and the effectiveness of our services, we believe it is crucial to gather input from a wide range of stakeholders, including students, educators, alumni, employers, and parents. We are delighted to share the outcomes of our data collection and analysis for the academic year 2022 - 2023.

Objective

At Annai Hajira Women's College, our commitment to transparency and accountability drives us to establish an ongoing feedback system to provide regular updates on the progress of our initiatives.

Methodology

- We collect input on the academic performance and institutional environment diverse array of stakeholders,utilizing both online and offline channels.
- The IQAC synthesizes the data and insights contributed by these stakeholders to evaluate and enhance various aspects of the institution's services.
- After analysing the feedback, we generate an Action Taken Report (ATR).

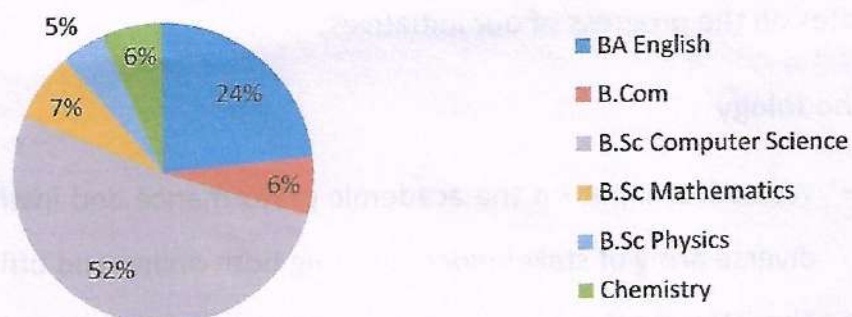
Students Feedback

In the analysis of student feedback on the curriculum for the academic year 2022-2023, responses were collected from various departments within the institution. 499 responses have been collected from the students on the basis of syllabus and ambience of the institution. This data distribution reflects input from a range of academic disciplines, offering valuable insights into the student experience across different programs.

Students Feedback on Curriculum- Percentage Analysis 2022 - 2023

Department	Response Number
BA English	117
B.Com	31
B.Sc Computer Science	258
B.Sc Mathematics	37
B.Sc Physics	24
Chemistry	32

Students Feedback on Curriculum and Ambience of the Institution 2022-2023

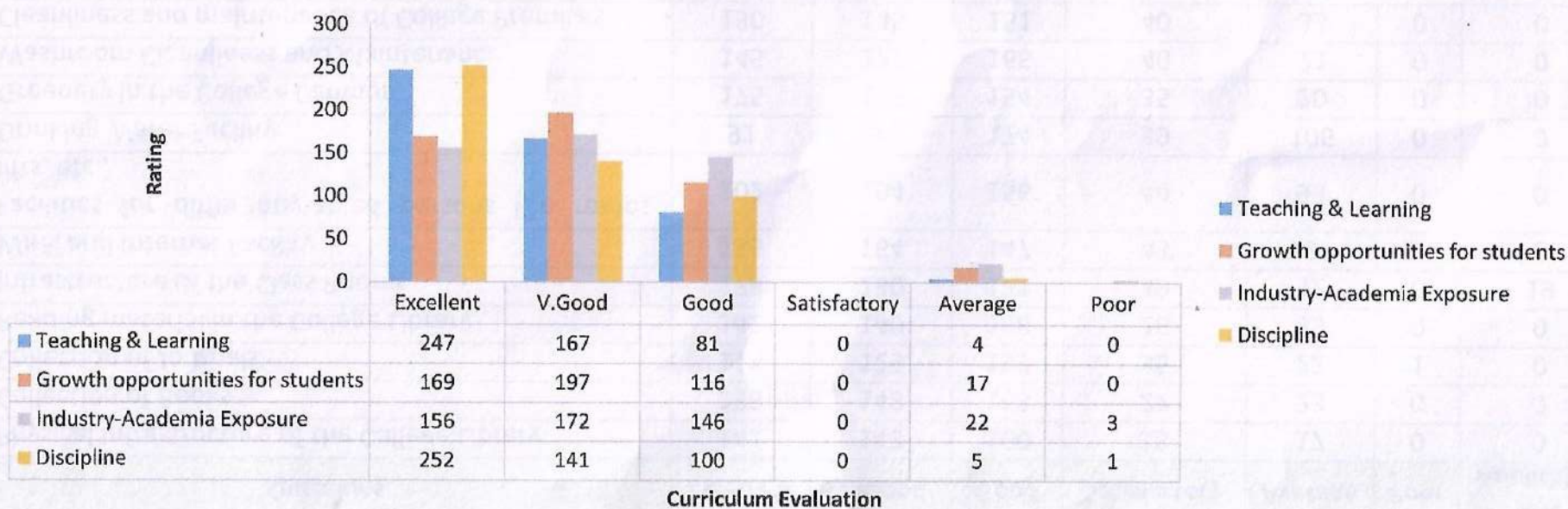


This feedback includes a five scale ratings based on the curriculum and the students enthusiastically submitted the feedback in an unbiased way by conferring their experience.

Students Feedback on Curriculum and Ambience of the Institution- Percentage Analysis 2022 - 2023

Sl.No	Questions	Excellent	V.Good	Good	Satisfactory	Average	Poor
1.	Teaching & Learning	247	167	81	0	4	0
2.	Growth opportunities for students	169	197	116	0	17	0
3.	Industry-Academia Exposure	156	172	146	0	22	3
4.	Discipline	252	141	100	0	5	1

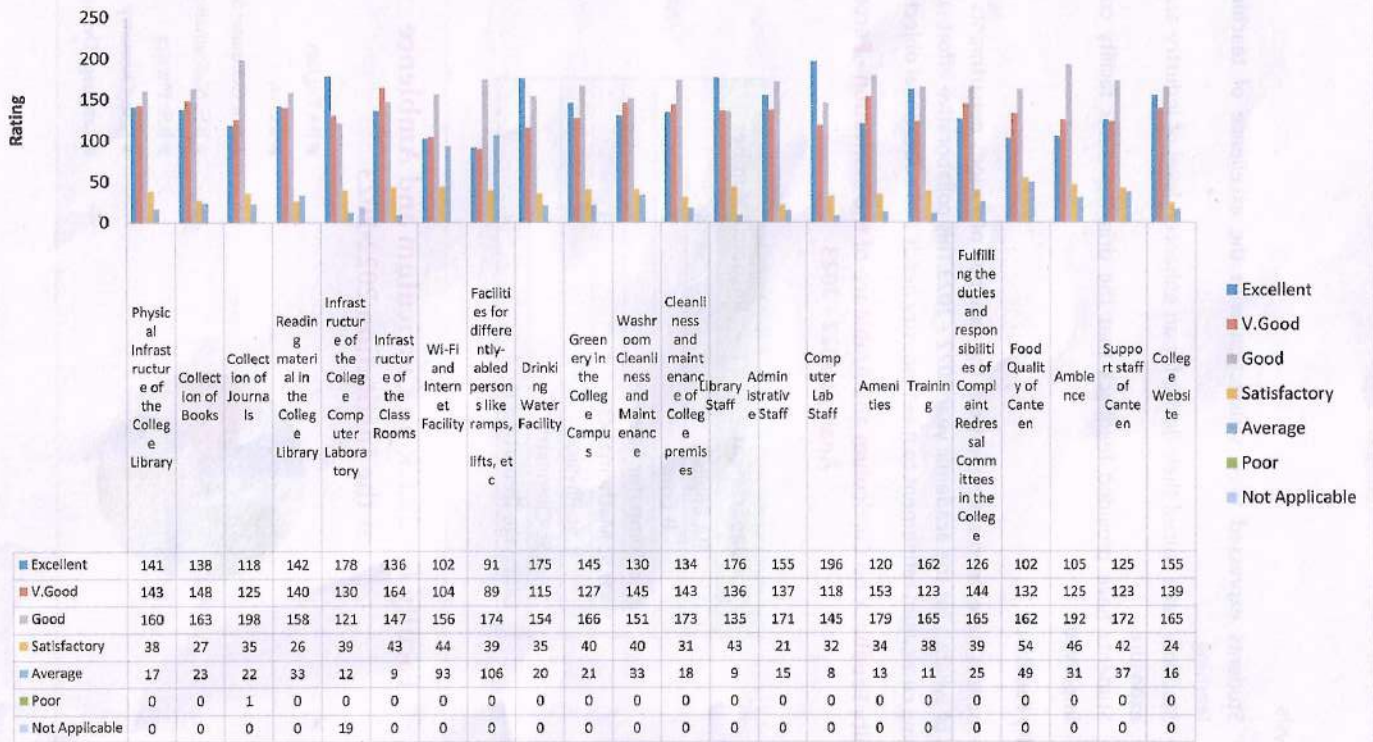
Students Feedback on Curriculum and Ambience of the Institution 2022 - 2023



Students Feedback on Ambience of the Institution - Percentage Analysis 2022 - 2023

Sl.No	Questions	Excellent	V. Good	Good	Satisfactory	Average	Poor	Not Applicable
1.	Physical Infrastructure of the College Library	141	143	160	38	17	0	0
2.	Collection of Books	138	148	163	27	23	0	0
3.	Collection of Journals	118	125	198	35	22	1	0
4.	Reading material in the College Library	142	140	158	26	33	0	0
5.	Infrastructure of the Class Rooms	178	130	121	39	12	0	19
6.	Wi-Fi and Internet Facility	136	164	147	43	9	0	0
7.	Facilities for differently-abled persons like ramps, lifts, etc.,	102	104	156	44	93	0	0
8.	Drinking Water Facility	91	89	174	39	106	0	0
9.	Greenery in the College Campus	175	115	154	35	20	0	0
10.	Washroom Cleanliness and Maintenance	145	127	166	40	21	0	0
11.	Cleanliness and maintenance of College Premises	130	145	151	40	33	0	0
12.	Library Staff	134	143	173	31	18	0	0
13.	Administrative Staff	176	136	135	43	9	0	0
14.	Computer Lab Staff	155	137	171	21	15	0	0
15.	Amenities	196	118	145	32	8	0	0
16.	Training	120	153	179	34	13	0	0
17.	Fulfilling the duties and responsibilities of Compliant Redressal Committees in the College	162	123	165	38	11	0	0
18.	Food Quality of Canteen	126	144	165	39	25	0	0
19.	Ambience	102	132	162	54	49	0	0
20.	Support staff of Canteen	105	125	192	46	31	0	0
21.	College Website	125	123	172	42	37	0	0

Students Feedback on Ambience of the Institution 2022 - 2023



Evaluation on ambience of the Institution

Analysis

- Students expressed their satisfaction with the excellence of teaching and learning.
- Students have voiced their desire for an enhanced level of industry-academia exposure.
- Students have provided feedback that the drinking water facility could be improved.

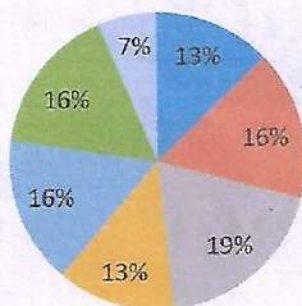
Faculty Feedback

31 responses have been collected from the faculties of various departments on the basis of syllabus for the academic year 2022 - 2023. This collaborative effort supports ongoing curriculum refinement to meet industry needs and educational objectives.

Faculty Feedback on Curriculum and Ambience of the Institution - Percentage Analysis 2022 - 2023

Department	Response Number
BA English	4
B.Com	5
B.Sc Computer Science	6
B.Sc Mathematics	4
B.Sc Physics	5
B.Sc Chemistry	5
Language Department	2

Faculty Feedback on Curriculum and Ambience of the Institution 2022-2023

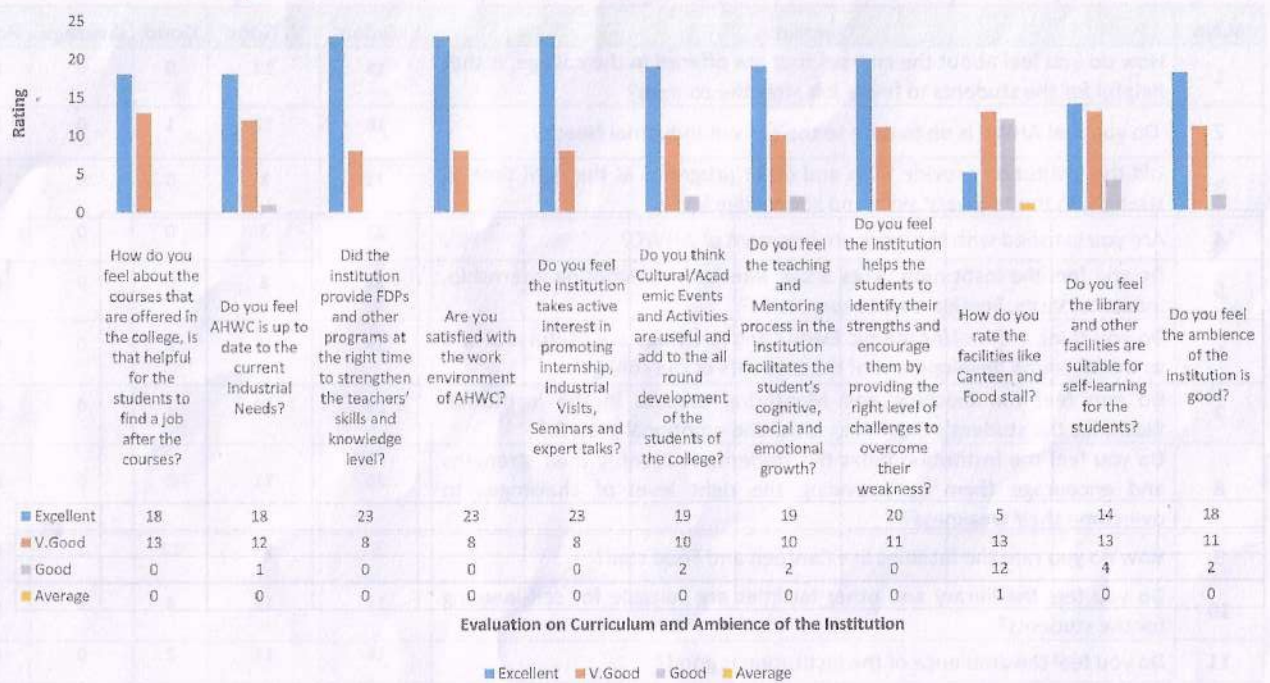


- BA English
- B.Com
- B.Sc Computer Science
- B.Sc Mathematics
- B.Sc Physics
- B.Sc Chemistry
- Language Department

Faculty Feedback on Curriculum and Ambience of the Institution - Percentage Analysis 2022 – 2023

Sl.No	Questions	Excellent	V. Good	Good	Average	Poor
1	How do you feel about the courses that are offered in the college, is that helpful for the students to find a job after the courses?	18	13	0	0	0
2	Do you feel AHWC is up to date to the current Industrial Needs?	18	12	1	0	0
3	Did the institution provide FDPs and other programs at the right time to strengthen the teachers' skills and knowledge level?	23	8	0	0	0
4	Are you satisfied with the work environment of AHWC?	23	8	0	0	0
5	Do you feel the institution takes active interest in promoting internship, Industrial Visits, Seminars and expert talks?	23	8	0	0	0
6	Do you think Cultural/Academic Events and Activities are useful and add to the all-round development of the students of the college?	19	10	2	0	0
7	Do you feel the teaching and Mentoring process in the institution facilitates the student's cognitive, social and emotional growth?	19	10	2	0	0
8	Do you feel the institution helps the students to identify their strengths and encourage them by providing the right level of challenges to overcome their weakness?	20	11	0	0	0
9	How do you rate the facilities like Canteen and Food stall?	5	13	12	1	0
10	Do you feel the library and other facilities are suitable for self-learning for the students?	14	13	4	0	0
11	Do you feel the ambience of the institution is good?	18	11	2	0	0

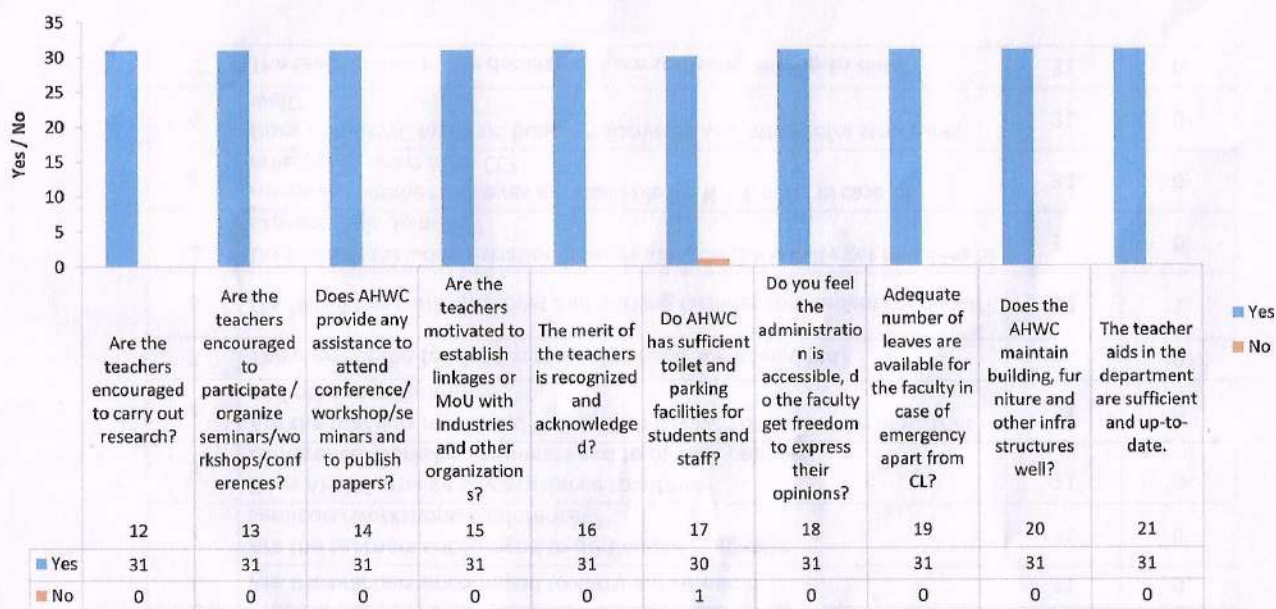
Faculty Feedback on Curriculum and Ambience of the Insitution 2022 - 2023



Faculty Feedback on Curriculum and Ambience of the Institution - Percentage Analysis 2022 – 2023

Sl.No	Questions	Yes	No
1	Are the teachers encouraged to carry out research?	31	0
2	Are the teachers encouraged to participate / organize seminars/workshops/conferences?	31	0
3	Does AHWC provide any assistance to attend conference/workshop/seminars and to publish papers?	31	0
4	Are the teachers motivated to establish linkages or MoU with Industries and other organizations?	31	0
5	The merit of the teachers is recognized and acknowledged?	31	0
6	Do AHWC has sufficient toilet and parking facilities for students and staff?	30	1
7	Do you feel the administration is accessible, do the faculty get freedom to express their opinions?	31	0
8	Adequate number of leaves are available for the faculty in case of emergency apart from CL?	31	0
9	Does the AHWC maintain building, furniture and other infra structures well?	31	0
10	The teacher aids in the department are sufficient and up-to-date.	31	0

**Faculty Feedback on Curriculum and Ambience of the Institution -
Percentage Analysis 2022 – 2023**



Evaluation on Curriculum and Ambience of the Institution

Analysis

- The faculty members expressed high satisfaction with the working environment at AHWC.
- The faculty members have suggested significant improvements in facilities such as the canteen and food stall.
- The faculty members have conveyed the need for parking facilities for staff.

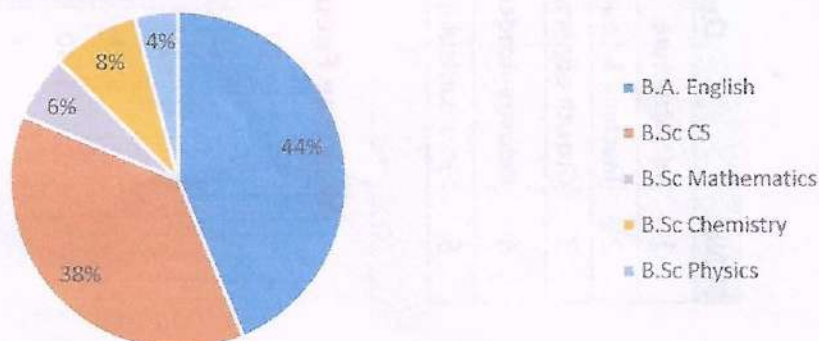
Alumnae Feedback

48 responses have been collected from the alumnae of various departments on the basis of syllabus for the academic year 2022 - 2023. This feedback plays a vital role in shaping the college's educational offerings and ensuring that the curriculum aligns with the expectations and needs of our alumni.

Alumnae Feedback on Curriculum and Ambience of the Institution - Percentage Analysis 2022 - 2023

Department	Response Number
BA English	21
B.Sc Computer Science	18
B.Sc Mathematics	3
B.Sc Physics	4
B. Sc Chemistry	2

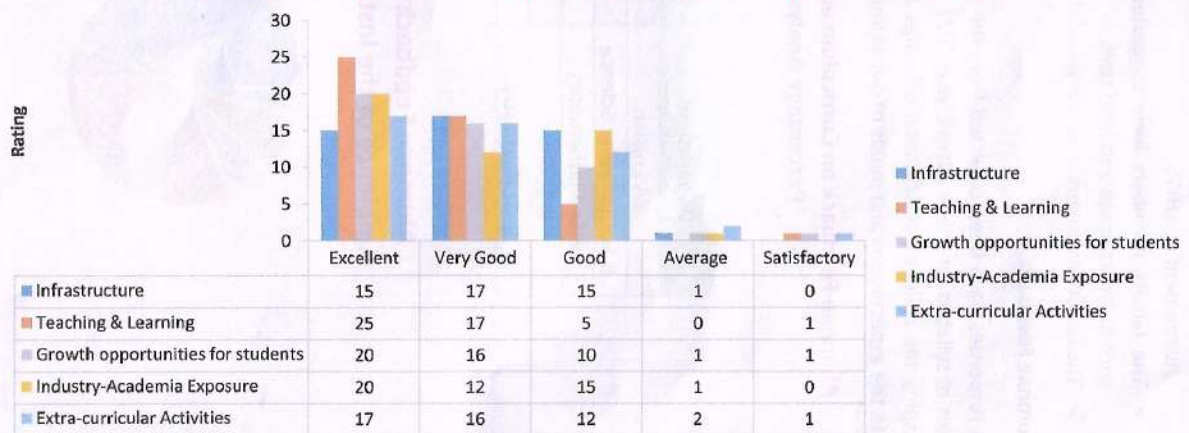
Alumnae Feedback on Curriculum and Ambience of the Institution - 2022 - 2023



Alumnae Feedback on Curriculum and Ambience of the Institution - Percentage Analysis 2022 - 2023

Sl.No	Questions	Excellent	V.Good	Good	Average	Satisfactory
1	Infrastructure	15	17	15	1	0
2	Teaching & Learning	25	17	5	0	1
3	Growth opportunities for students	20	16	10	1	1
4	Industry-Academia Exposure	20	12	15	1	0
5	Extra-curricular Activities	17	16	12	2	1

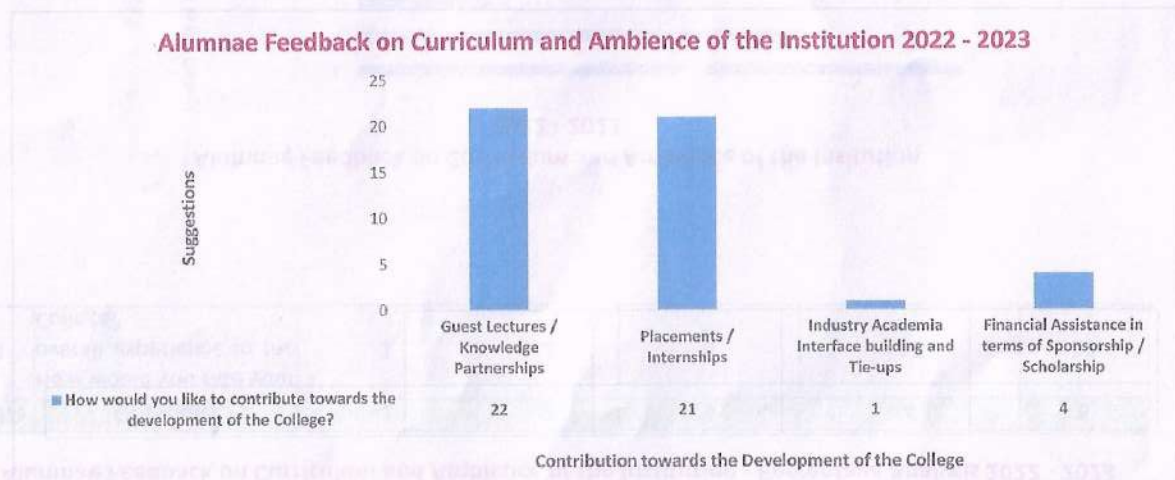
Alumnae Feedback on Curriculum and Ambience of the Institution 2022 - 2023



Evaluation on Curriculum and Ambience of the Institution

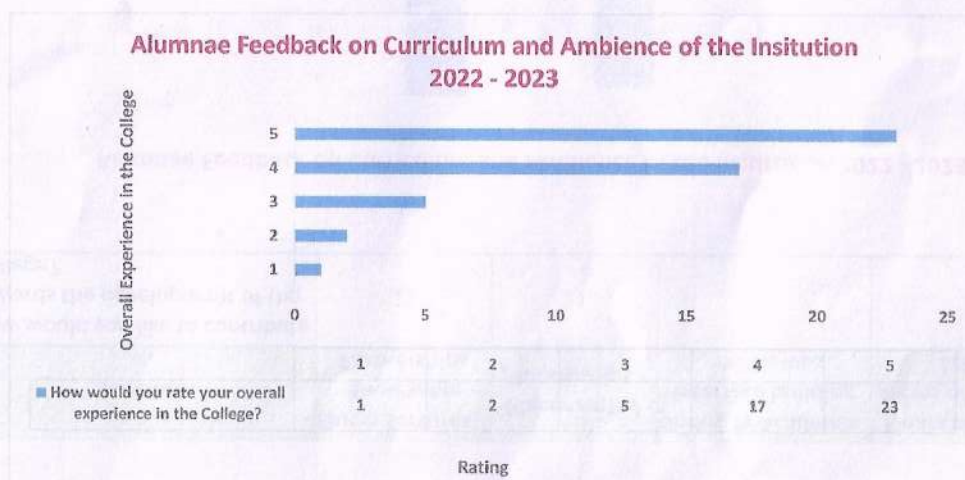
Alumnae Feedback on Curriculum and Ambience of the Institution - Percentage Analysis 2022 - 2023

Sl.No	Questions	Guest Lectures / Knowledge Partnerships	Placements / Internships	Industry Academia Interface building and Tie-ups	Financial Assistance in terms of Sponsorship / Scholarship
1	How would you like to contribute towards the development of the College?	22	21	1	4



Alumnae Feedback on Curriculum and Ambience of the Institution - Percentage Analysis 2022 - 2023

Sl.No	Questions	1	2	3	4	5
1	How would you rate your overall experience in the College?	1	2	5	17	23



Analysis

- Alumnae have expressed their appreciation for the excellent quality of teaching and learning.
- Alumnae have indicated that there is room for improvement in the realm of extra-curricular activities.

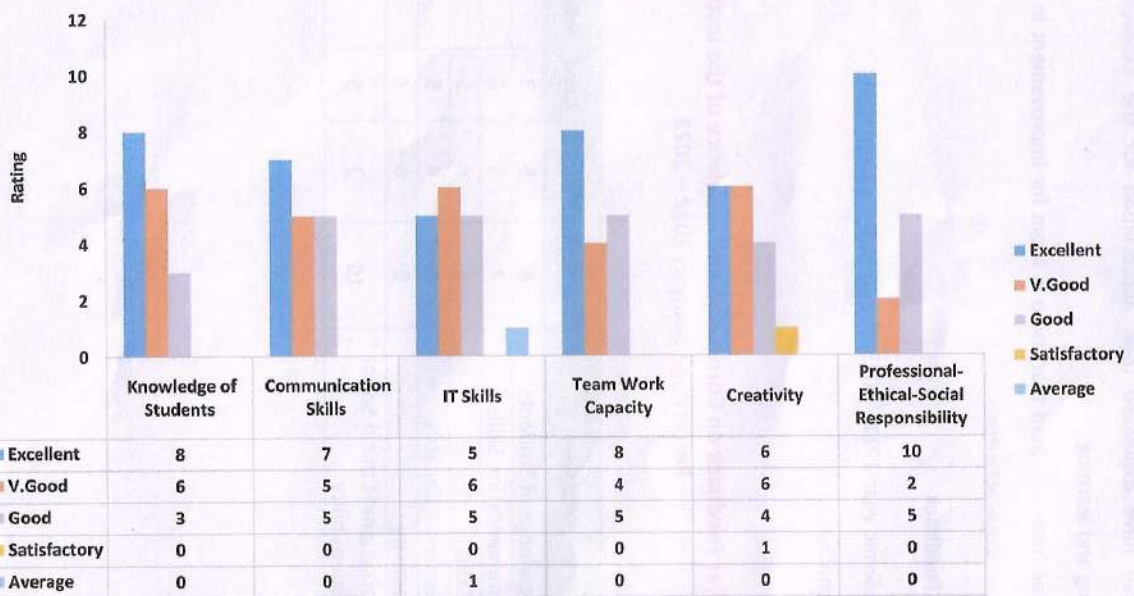
Employer Feedback

In the academic year 2022 - 2023, the college received vital curriculum feedback from 17 employers.

Employer Feedback on Curriculum and Ambience of the Institution Percentage Analysis 2022 – 2023

Sl. No	Questions	Excellent	V. Good	Good	Satisfactory
1	Knowledge of Students	8	6	3	0
2	Communication Skills	7	5	5	0
3	IT Skills	5	6	5	0
4	Team work Capacity	8	4	5	0
5	Creativity	6	6	4	1
6	Professional-Ethical-Social Responsibility	10	2	5	0

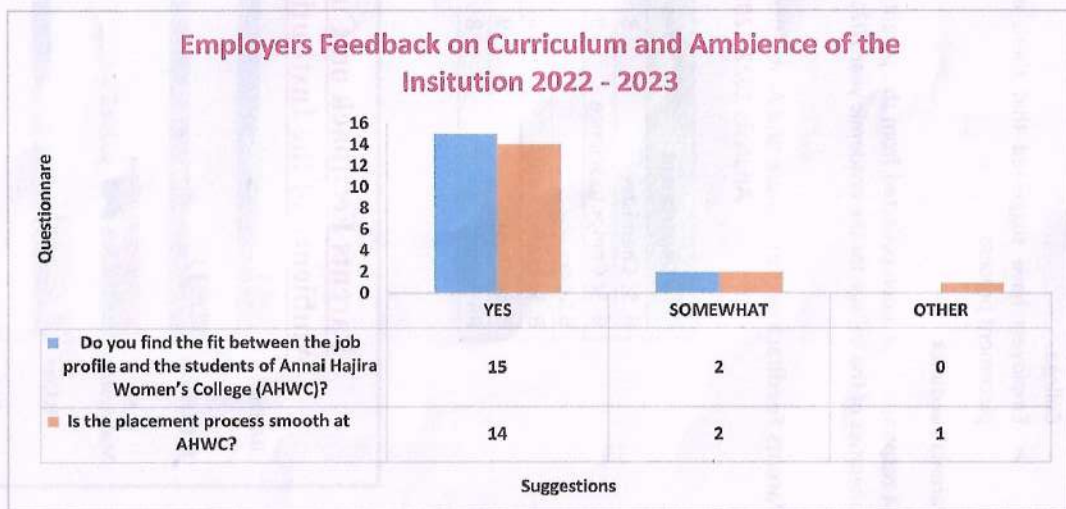
Employers Feedback on Curriculum and Ambience of the Institution 2022 - 2023



Evaluation on Curriculum and Ambience of the Institution

Employer Feedback on Curriculum and Ambience of the Institution - Percentage Analysis 2022 - 2023

Sl. No	Questions	Yes	Somewhat	Other
1	Do you find the fit between the job profile and the students of Annai Hajira Women's College (AHC)?	15	2	0
2	Is the placement process smooth at AHC?	14	2	1



Analysis

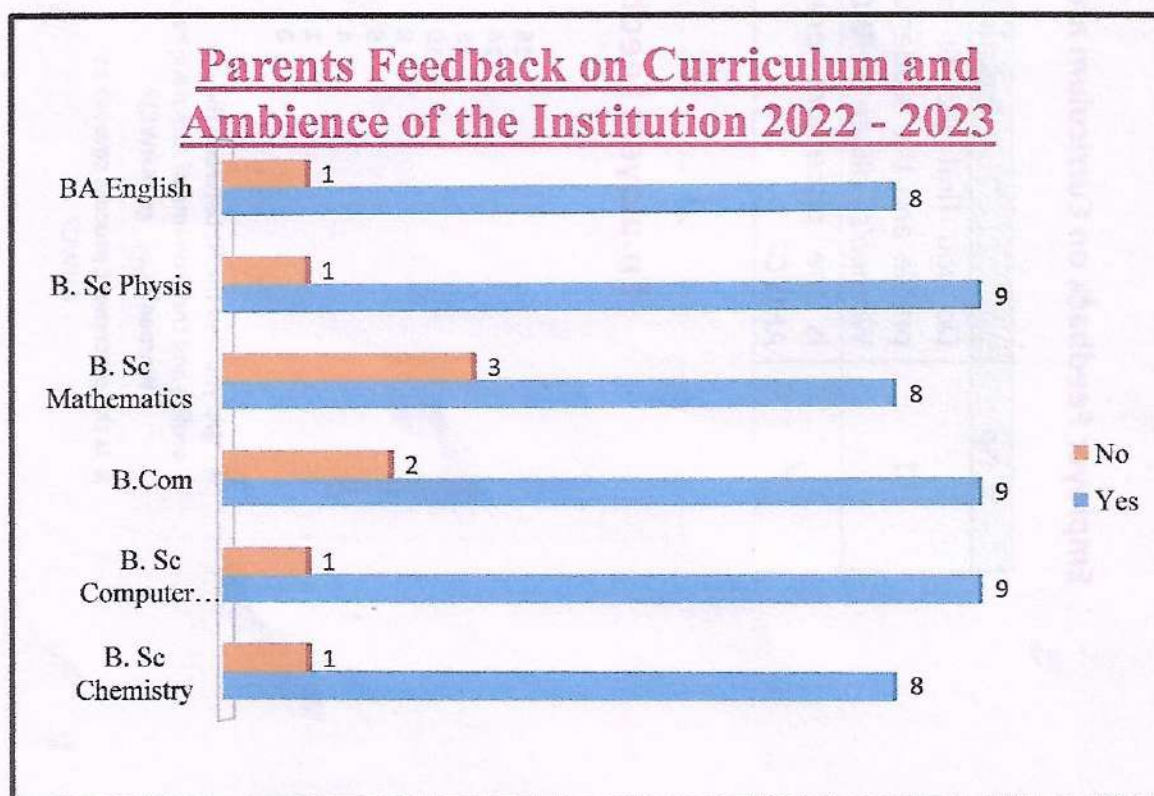
- Employers were impressed by the students, citing a strong alignment between the job profiles and the students from Annai Hajira Women's College.
- Employers have suggested that there is room for improvement in the placement process.

Parents Feedback

14 responses have been collected from the parents on the basis of syllabus and the amenities of the college for the academic year 2021 - 2022.

Parents Feedback on Curriculum and Ambience of the Institution- Percentage Analysis 2022 - 2023


Department	Yes	No
B. Sc Chemistry	8	1
B. Sc Compute Science	9	1
B.Com	9	2
B. Sc Mathematics	8	3
B. Sc Physics	9	1
BA English	8	1



**Parents Feedback on Curriculum and Ambience of the Institution -
Percentage Analysis 2022 - 2023**

Sl. No	Questions
1	Are you satisfied with the teaching mode of the curriculum both lecture and practical way?
2	The information about the students are immediately communicated to the parents. Are they satisfied?
3	Does the curriculum help the students to get employment?
4	Does the college provide a suitable environment for students to strive for growth and express their problems?
5	Does the infrastructure looks good?
6	Are the hostel facilities satisfied?
7	In case of any problem, can the college students immediately contact the Principal, Head of the Department or the Office staff of the College?
8	Are the security measures provided by the college girl students satisfying the parents?
9	Do you want to give any suggestions regarding the college development?

Parents Feedback on Curriculum and Ambience of the Institution 2022 - 2023



Evaluation on Curriculum and Ambience of the Institution

Analysis

- Most of the parents were highly satisfied on the curriculum which was taught on both theory and practical oriented.
- The parents were very much satisfied regarding the communication of the student's information immediately.
- The parents were pleased with the security given by the college to the students.
- Less number of parents suggested that the hostel facilities can be better.

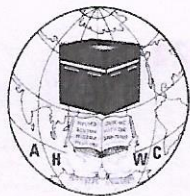
Action Taken Report

Sl. No.	Recommendations	Observations	Action Taken
1.	The drinking water facility could be improved.	Requested by the Students	Planned for regular water quality testing to be conducted and implementing a schedule for regular maintenance and cleaning of the water dispensers and surrounding area to ensure cleanliness and hygiene.
2.	There is a need for parking facilities for staff.	Requested by the Faculties	The management has promised to do.
3.	There is room for improvement in the realm of extra-curricular activities.	Suggested by the Alumnae	Planned to allocate resources and improve infrastructure as needed to support a broader spectrum of activities.
4.	The placement process can be enhanced.	Suggested by the Employers	Planned to enhance the career counselling and skill development programs to better prepare students for the job market.
5.	The hostel facilities can be better.	Requested by the Parents	The management has promised to do.

Lajana Anand

PRINCIPAL

**ANNAI HAJIRA WOMEN'S COLLEGE
MELAPALAYAM - 627 005.**



Annai Hajira Women's College

Melapalayam, Tirunelveli - 05

(A Unit of As-Sathiq Educational Society)

(Affiliated to Manonmaniam Sundaranar University)



Feedback Analysis and Action Taken Report

2021 - 2022

Collecting input from a wide range of stakeholders, encompassing students, educators, alumni, employers, and parents, plays an essential role in the assessment of educational quality and service effectiveness by an Institutional Quality Assurance Cell (IQAC). We are delighted to share the outcomes of our efforts in collecting and analysing data for the academic year 2021-2022.

Objective

At Annai Hajira Women's College, our commitment to transparency and accountability drives us to establish an ongoing feedback mechanism to provide regular updates on the progress of our initiatives.

Methodology

- We collect feedback on the academic performance and institutional environment from diverse stakeholders by distributing Feedback Forms through both online and offline channels.
- The IQAC compiles information and insights from these stakeholders to evaluate and enhance various facets of the institution's services.
- After analysing the feedback, we prepare an Action Taken Report (ATR).

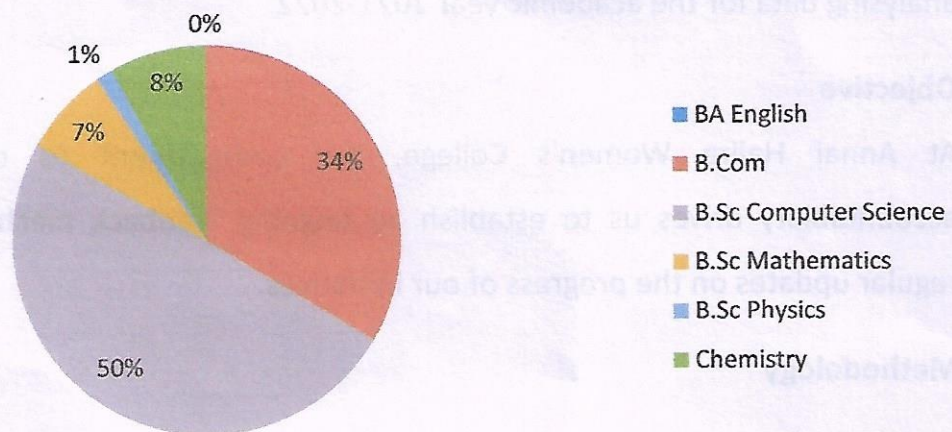
Students Feedback

In the analysis of student feedback for the 2021-2022 academic year, various departments provided their perspectives. 88 responses have been collected from the students on the basis of syllabus. This data distribution reflects input from a range of academic disciplines, offering valuable insights into the student experience across different programs.

Students Feedback on Curriculum- Percentage Analysis 2021 – 2022

Department	Response Number
BA English	18
B.Com	20
B.Sc Computer Science	21
B.Sc Mathematics	10
B.Sc Physics	8
Chemistry	11

Students Feedback on Curriculum 2021-2022

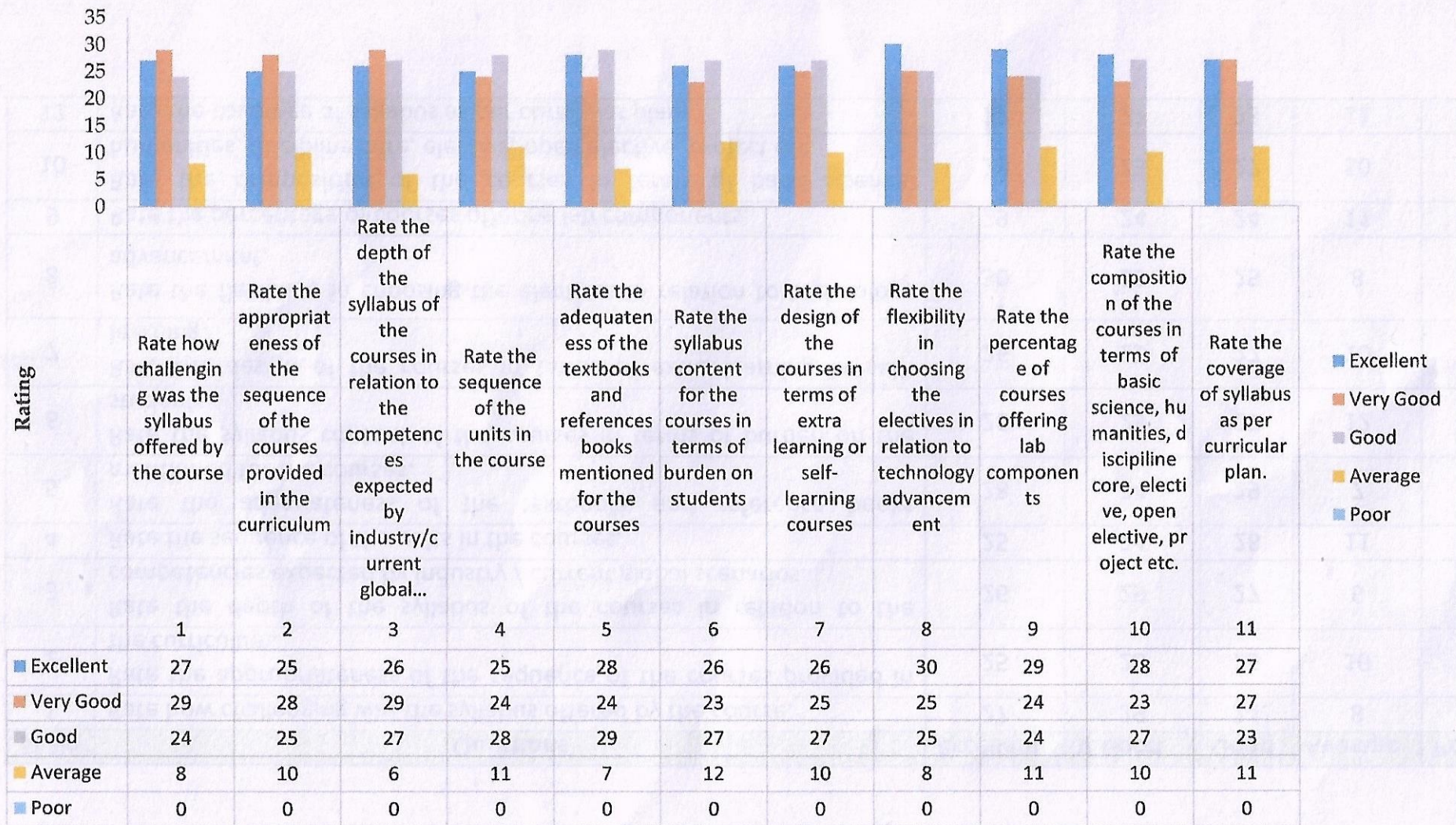


This feedback includes a five scale ratings based on the curriculum and the students enthusiastically submitted the feedback in an unbiased way by conferring their experience.

Students Feedback on Curriculum- Percentage Analysis 2021 - 2022

Sl.No	Questions	Excellent	V.Good	Good	Average	Poor
1	Rate how challenging was the syllabus offered by the course.	27	29	24	8	0
2	Rate the appropriateness of the sequence of the courses provided in the curriculum.	25	28	25	10	0
3	Rate the depth of the syllabus of the courses in relation to the competencies expected by industry / current global scenarios.	26	29	27	6	0
4	Rate the sequence of the units in the courses.	25	24	28	11	0
5	Rate the adequateness of the textbooks and reference books mentioned for the courses.	28	24	29	7	0
6	Rate the syllabus content of the courses in terms of burden on the students.	26	23	27	12	0
7	Rate the design of the courses in terms of extra learning or self-learning.	26	25	27	10	0
8	Rate the flexibility in choosing the electives in relation to technology advancement.	30	25	25	8	0
9	Rate the percentage of courses offering lab components.	29	24	24	11	0
10	Rate the composition of the courses in terms of basic science, humanities, discipline core, elective, open elective, project etc.	28	23	27	10	0
11	Rate the coverage of syllabus as per curricular plan.	27	27	23	11	0

Students Feedback on Curriculum 2021-2022



Curriculum Evaluation

Analysis

- The majority of respondents rated the syllabus as either very challenging or moderately challenging, indicating that a significant portion of the surveyed population found the course syllabus to be demanding.
- The students suggested that there might be an improvement in terms of how the course units are structured.
- The coverage of syllabus as per the curricular plan was pleased by the students.
- Small number of students suggested that there can be equal opportunity between the theoretical and practical subjects.
- In summary, for the academic year 2021-2022, students perceived the curriculum as moderately challenging, well-structured, and adequately resourced. There was an emphasis on self-learning and elective flexibility, although opinions varied regarding syllabus burden and curricular plan coverage.

Faculty Feedback

31 responses have been collected from the faculties of various departments on the basis of syllabus for the academic year 2021 - 2022. This collaborative effort supports ongoing curriculum refinement to meet industry needs and educational objectives.

Faculty Feedback on Curriculum- Percentage Analysis 2021 – 2022

Department	Response Number
BA English	3
B.Com	8
B.Sc Computer Science	4
B.Sc Mathematics	3
B.Sc Physics	5
B.Sc Chemistry	3
Language Department	5

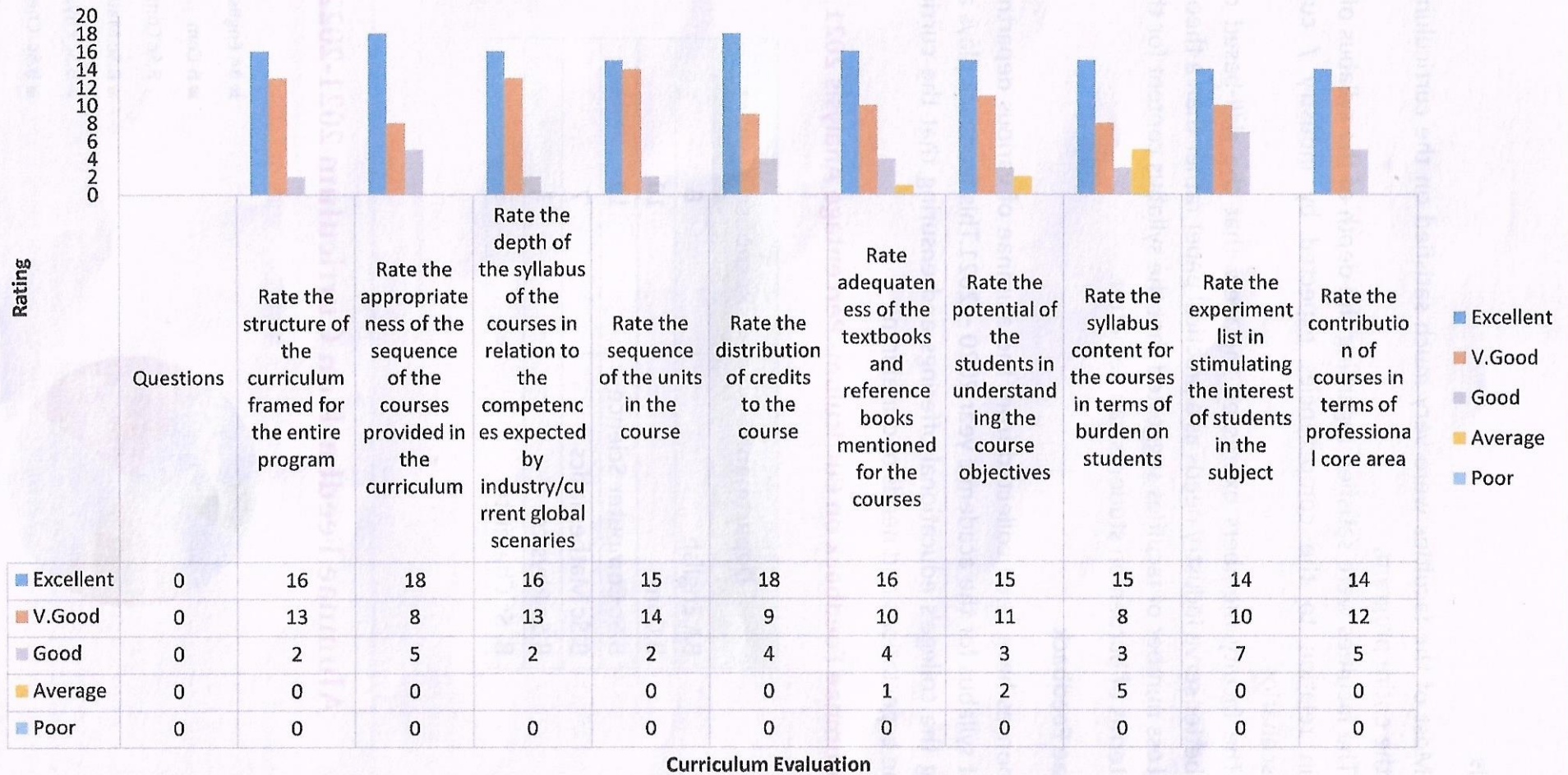
Faculty Feedback on Curriculum 2021-2022



Faculty Feedback on Curriculum- Percentage Analysis 2021 - 2022

Sl.No	Questions	Excellent	V.Good	Good	Average	Poor
1	Rate the structure of the curriculum framed for the entire program	16	13	2	0	0
2	Rate the appropriateness of the sequence of the courses provided in the curriculum	18	8	5	0	0
3	Rate the depth of the syllabus of the courses in relation to the competences expected by industry/current global scenarios	16	13	2	0	0
4	Rate the sequence of the units in the course	15	14	2	0	0
5	Rate the distribution of credits to the course	18	9	4	0	0
6	Rate adequateness of the textbooks and reference books mentioned for the courses	16	10	4	1	0
7	Rate the potential of the students in understanding the course objectives	15	11	3	2	0
8	Rate the syllabus content for the courses in terms of burden on students	15	8	3	5	0
9	Rate the experiment list in stimulating the interest of students in the subject	14	10	7	0	0
10	Rate the contribution of courses in terms of professional core area	14	12	5	0	0

Faculty Feedback on Curriculum 2021-2022



Analysis

- Most of the faculties were very much satisfied on the curriculum framed for the entire program.
- The faculties were satisfied regarding the depth of the syllabus of the courses in relation to the competencies expected by industry / current global scenarios.
- The faculty members expressed the view that the skill-based course could better serve industry needs as a practical paper rather than a theoretical one.
- Less number of faculties suggested that the syllabus content for the courses in terms of burden on students can be better.

Alumnae Feedback

40 responses have been collected from the alumnae of various departments on the basis of syllabus for the academic year 2020 – 2021. This feedback plays a vital role in shaping the college's educational offerings and ensuring that the curriculum aligns with the expectations and needs of our alumni.

Alumnae Feedback on Curriculum- Percentage Analysis 2021 - 2022

Department	Response Number
BA English	6
B.Com	10
B.Sc Computer Science	10
B.Sc Mathematics	7
B.Sc Physics	4
B. Sc Chemistry	3

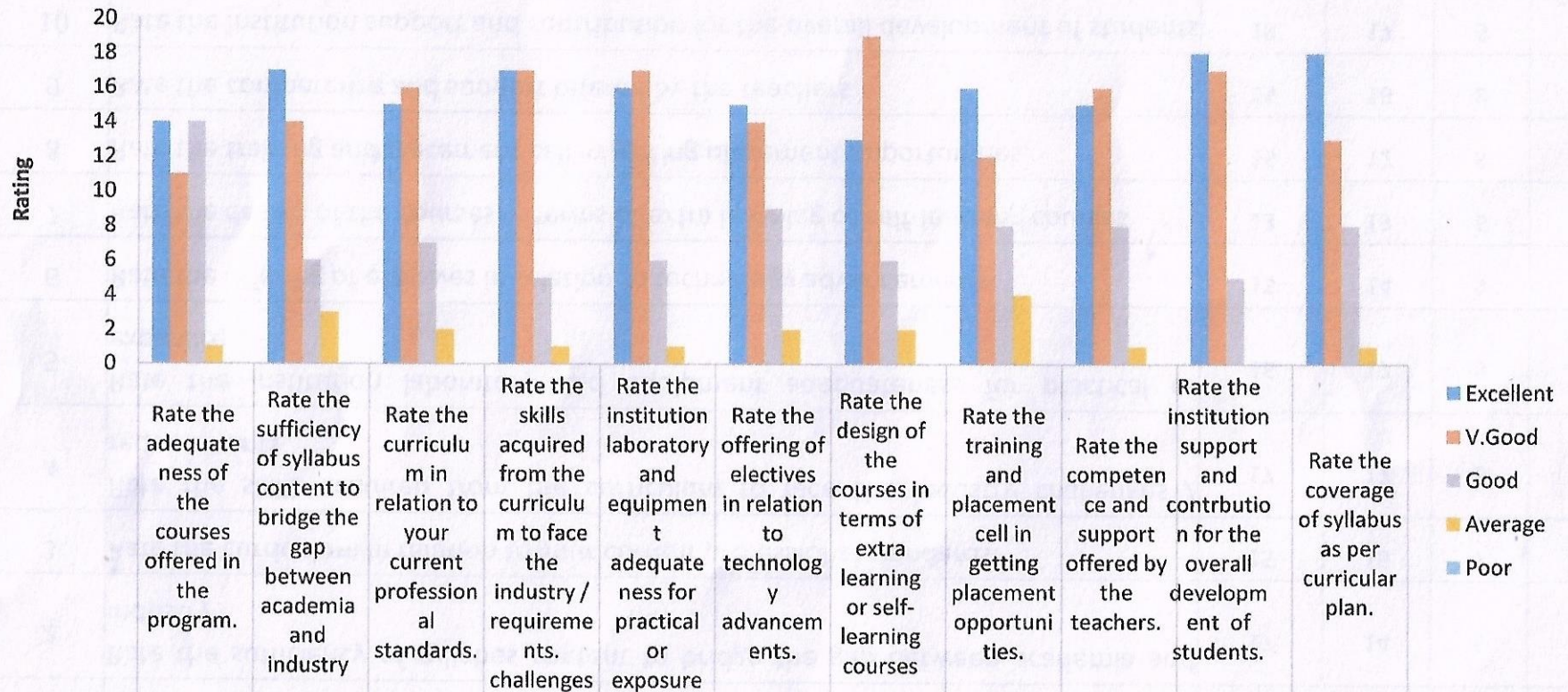
Alumnae Feedback on Curriculum 2021-2022



Alumnae Feedback on Curriculum- Percentage Analysis 2021 - 2022

Sl.No	Questions	Excellent	V.Good	Good	Average	Poor
1	Rate the adequateness of the courses offered in the program.	14	11	14	1	0
2	Rate the sufficiency of syllabus content to bridge the gap between academia and industry	17	14	6	3	0
3	Rate the curriculum in relation to your current professional standards.	15	16	7	2	0
4	Rate the skills acquired from the curriculum to face the industry challenges / requirements	17	17	5	1	0
5	Rate the institution laboratory and equipment adequateness for practical or exposure	16	17	6	1	0
6	Rate the offering of electives in relation to technology advancements.	15	14	9	2	0
7	Rate the design of the courses in terms of extra learning or self-learning courses	13	19	6	2	0
8	Rate the training and placement cell in getting placement opportunities.	16	12	8	4	0
9	Rate the competence and support offered by the teachers.	15	16	8	1	0
10	Rate the institution support and contribution for the overall development of students	18	17	5	0	0
11	Rate the coverage of syllabus as per curricular plan.	18	13	8	1	0

Alumnae Feedback on Curriculum 2021-2022



	Rate the adequateness of the courses offered in the program.	Rate the sufficiency of syllabus content to bridge the gap between academia and industry	Rate the curriculum in relation to your professional standards.	Rate the skills acquired from the curriculum to face the industry / requirements. challenges	Rate the institution laboratory and equipment adequateness for practical or exposure	Rate the offering of electives in relation to technology advancements.	Rate the design of the courses in terms of extra learning or self-learning courses	Rate the training and placement cell in getting placement opportunities.	Rate the competence and support offered by the teachers.	Rate the institution support and contribution for the overall development of students.	Rate the coverage of syllabus as per curricular plan.
■ Excellent	14	17	15	17	16	15	13	16	15	18	18
■ V.Good	11	14	16	17	17	14	19	12	16	17	13
■ Good	14	6	7	5	6	9	6	8	8	5	8
■ Average	1	3	2	1	1	2	2	4	1	0	1
■ Poor	0	0	0	0	0	0	0	0	0	0	0

Curriculum Evaluation

Analysis

- Most of the alumnae were very much satisfied on the courses offered in the program.
- The students were satisfied regarding sufficiency of syllabus content that bridged the gap between academia and industry.
- The laboratory and equipment adequateness for practical exposure was pleased by them.
- Less number of students suggested that there can be good training and placement cell in getting placement opportunities.


Employer Feedback

In the academic year 2021 - 2022, the college received vital curriculum feedback from 4 employers.

Employer Feedback on Curriculum- Percentage Analysis 2021 - 2022

Sl. No	Questions	Excellent	V. Good	Good	Satisfactory
1	Knowledge of Students	1	2	1	0
2	Communication Skills	2	1	1	0
3	IT Skills	2	1	1	0
4	Team work Capacity	2	1	1	0
5	Creativity	1	1	2	0
6	Professional-Ethical-Social Responsibility	1	2	1	0

Employers Feedback on Curriculum - 2021 - 2022



	Knowledge of Students	Communication Skills	IT Skills	Team Work Capacity	Creativity	Professional-Ethical-Social Responsibility
Excellent	1	2	2	2	1	1
V.Good	2	1	1	1	1	2
Good	1	1	1	1	2	1

Curriculum Evaluation

Analysis

- The employer was impressed by the students' strong grasp of the syllabus content.
- The employer recognized the team's outstanding capacity for teamwork.
- The employers found that the students' level of creativity was moderate.

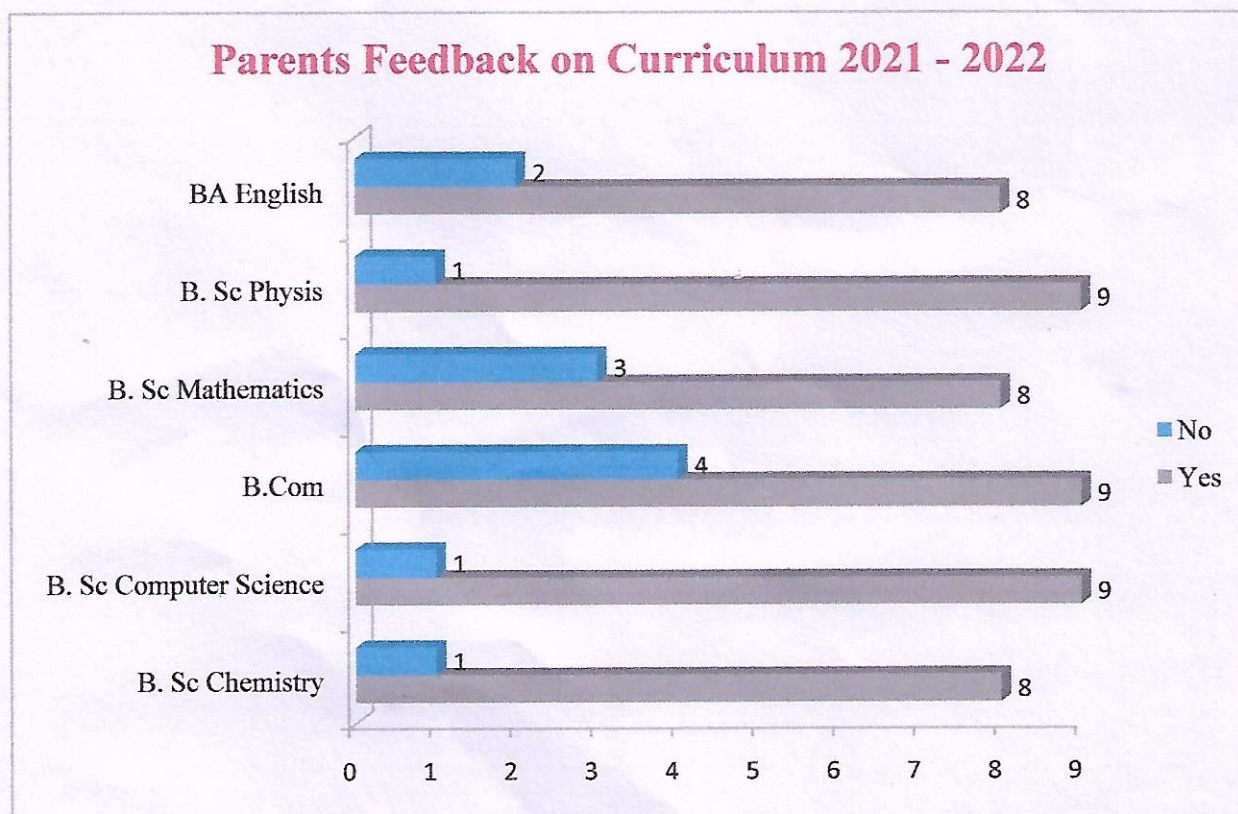
Parents Feedback

14 responses have been collected from the parents on the basis of syllabus and the amenities of the college for the academic year 2021 - 2022.

Parents Feedback on Curriculum- Percentage Analysis 2021 - 2022

Department	Yes	No
B. Sc Chemistry	8	1
B. Sc Compute Science	9	1
B.Com	9	4
B. Sc Mathematics	8	3
B. Sc Physics	9	1
BA English	8	2

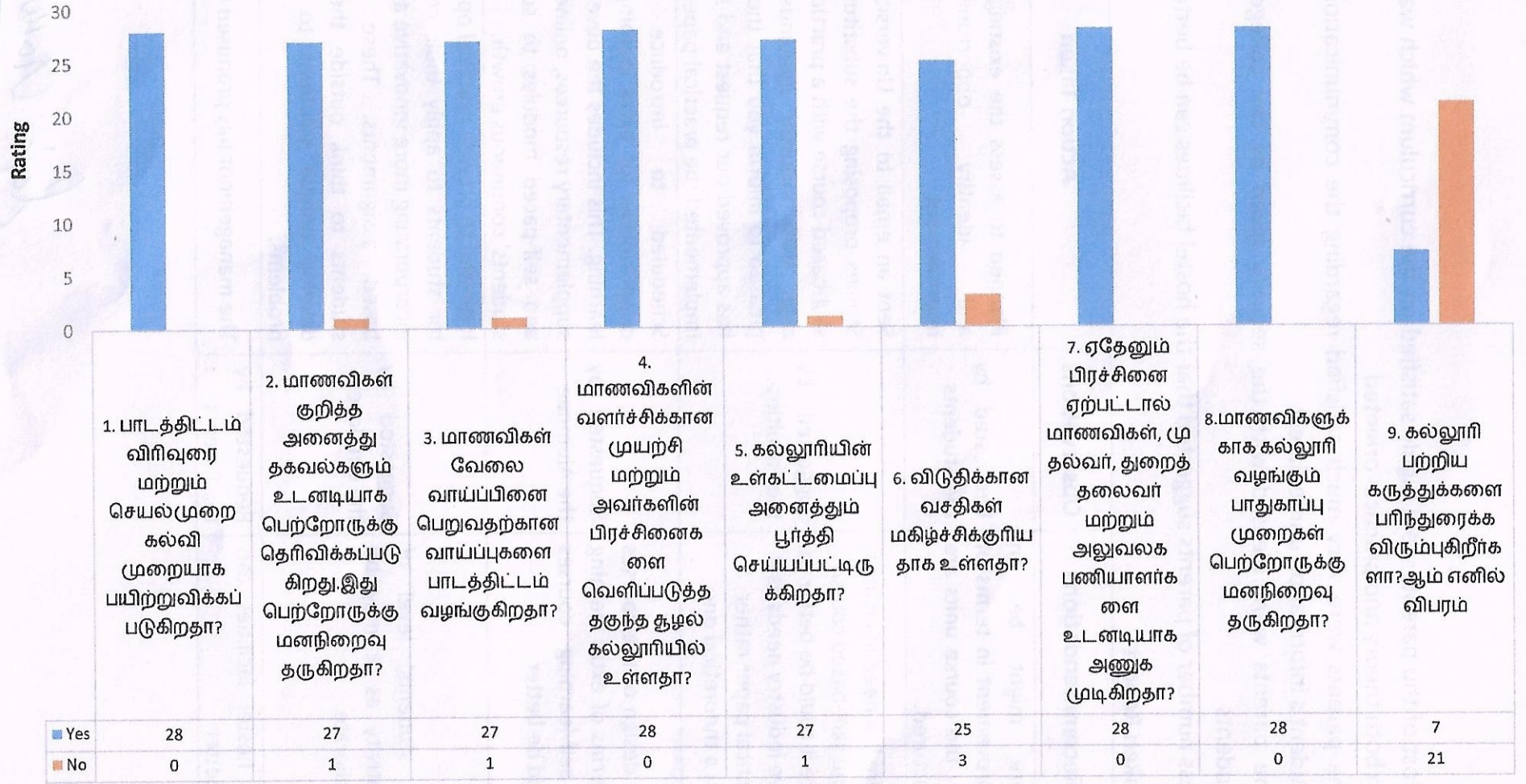
Parents Feedback on Curriculum- Percentage Analysis 2021 - 2022



Parents Feedback on Curriculum –2021 - 2022

Sl. No	Questions
1	Are you satisfied with the teaching mode of the curriculum both lecture and practical way?
2	The information about the students is immediately communicated to the parents. Are they satisfied?
3	Does the curriculum help the students to get employment?
4	Does the college provide a suitable environment for students to strive for growth and express their problems?
5	Does the infrastructure looks good?
6	Are the hostel facilities satisfied?
7	In case of any problem, can the college students immediately contact the Principal, Head of the Department or the Office staff of the College?
8	Are the security measures provided by the college girl students satisfying the parents?
9	Do you want to give any suggestions regarding the college development?

Parents Feedback on Curriculum 2021 - 2022



Curriculum Evaluation

Analysis

- Most of the parents were highly satisfied on the curriculum which was taught on both theory and practical oriented.
- The parents were very much satisfied regarding the communication of the student's information immediately.
- The parents were pleased with the security given by the college to the students.
- Less number of parents suggested that the hostel facilities can be better.


Action Taken Report

Sl. No.	Recommendations	Observations	Action Taken
1	There might be an improvement in terms of how the course units are structured.	Requested by the Students	Planned to assess the existing structures and identify opportunities for improvement
2	There is a need in change of the skill-based course since it could be better to serve industry needs as a practical paper rather than a theoretical one	Suggested by the Faculties	Sent an email to the University Board of Studies proposing the substitution of the skill-based course with a practical paper to align with industry demands. We are pleased to inform you that the University has approved our request and successfully implemented the practical paper.
3	The design of the courses in terms of extra learning or self-learning courses could be better	Requested by the Alumnae	Scheduled to introduce additional opportunities for extra learning and self-learning. This includes the development of supplementary resources, online materials, and self-paced modules to support our students' continuous growth.
4	The students' level of creativity as it may be ameliorate	Suggested by the Employers	Intended to provide practical opportunities for students to apply their creativity by incorporating more innovative and project-based assignments. These encourage students to think outside the box and develop unique solutions to real-world problems.
5	The hostel facilities can be better	Requested by the Parents	The management has promised to do.

Lajja Nalwa
PRINCIPAL

ANNAI HAJIRA WOMEN'S COLLEGE
MELAPALAYAM - 627 095.

EMAIL TO THE UNIVERSITY BOARD OF STUDIES

 **Gmail** P S Anitha HodCS <cshodahwc@gmail.com>

Regarding B. Sc Computer Science Syllabus - 2020 - 2021
2 messages

P S Anitha HodCS <cshodahwc@gmail.com> Wed, Feb 2, 2022 at 6:41 PM
To: office-bos@msuniv.ac.in

Dear Sir / Madam,

The following suggestions can be updated in the B. Sc Computer Science for the academic year 2020 - 2021.


1. In 4th semester, an allied practicals be added.
2. Visual Basic paper can be added.
3. From the 6th semester, Introduction to Digital Image Processing theory paper can be deleted and the project of Digital Image Processing can be changed as Normal Project we do regularly.

Thanks & Regards

Mrs. P. S. Anitha
Head, Department of Computer Science,
Annai Hajira Women's College,
Melapalayam.

P S Anitha HodCS <cshodahwc@gmail.com> Fri, Feb 4, 2022 at 9:13 AM
To: Heren Chellam G <hchellam@gmail.com>


[Quoted text hidden]

 **ANNAI HAJIRA
WOMEN'S
COLLEGE** Anitha P S <anitha.ps@annaihajiracollege.com>

GreenFoot Practical List

Anitha P S <anitha.ps@annaihajiracollege.com> Thu, Mar 24, 2022 at 2:07 PM
To: Heren Chellam G <hchellam@gmail.com>

[Quoted text hidden]

 **GreenFoot Practical List.docx**
14K

 **Gmail** P S Anitha HodCS <cshodahwc@gmail.com>

Regarding syllabus
1 message

P S Anitha HodCS <cshodahwc@gmail.com> Sun, Jul 31, 2022 at 10:53 AM
To: office-bos@msuniv.ac.in

Sir,

We have received the revised syllabus for 2021-2022 academic year from iii to vi semester for computer science department. But we would like to have small changes. The suggestions are as follows

1. In iii semester the skilled based paper can be a practical paper
2. In vi semester digital image processing paper can be removed.
3. Instead of digital image project usual project can be suggested.

GreenFoot Practical List

1. Change the behaviour of an object
2. Changing images
3. Make your own scenarios.
4. Create a new world subclass and compile the scenario
5. Add an Actor subclass instance to the scenario
6. Set up the scenario for gameplay
7. Program keyboard interaction
8. Using the playSound() method
9. Record sounds in Greenfoot
10. Changing the image of an instance summarized
11. Viewing the images stored in the scenario
12. Set an image using the image file name

IMPLEMENTATION OF REQUESTED PAPER

MANONMANIAM SUNDARANAR UNIVERSITY, TIRUNELVELI

UG COURSES – AFFILIATED COLLEGES

B.Sc . COMPUTER SCIENCE

Learning Outcome Based Curriculum

(With effect from the academic year 2021-2022 onwards)

Introduction

Outcome Based Education is incorporated into the curriculum based on the requirements of NAAC – UGC-Quality Mandate .To fulfill these requirements, the Program Educational Objectives(PEO's) ,Program Outcomes (POs) and Program Specific Outcomes(PSOs) and Course Outcomes(CO) were framed for all programs in alignment with the Vision and Mission of the respective departments and in-turn with the Vision and Mission and Educational Objectives of the University.

Vision Of the University

To provide quality education to reach the unreached

Mission Of the University

To conduct research ,teaching and outreach programs to improve conditions of human living

To create an academic environment that honours women and men of all races, caste, creed, cultures and an atmosphere

That values intellectual curiosity ,pursuit of knowledge ,academic freedom and integrity

To offer a wide variety of off campus educational and training programs, including the use of information technology, to individuals and groups

To develop partnership with industries and government so as to improve the quality of the workplace and to serve as

Catalyst for economic and cultural development

To provide quality /inclusive education ,especially for the rural and un-reached segments of economically downtrodden students including women, socially oppressed and differently abled.

Vision and Mission of Computer Science Department

Vision

Empower students to become independent life long learners with originality and high principles of character catering to the ever changing industrial demands and societal needs

Mission

To be the front runner in Computer Science and to foster the students into globally

	IV	31	Non-Major Elective	1. HTML 2. Programming in C	2	2	0	0	2
		32	Common	Computers for Digital Era *	2	2	0	0	2
	V	33	Extension Activity	NCC, NSS, YRC, YWF	0	0	0	0	1
Subtotal (Excluding Computer for Digital Era)					30	25	0	5	28
V	III	34	Core-5	Relational Database Management Systems	5	5	0	0	4
	III	35	Core-6	Data Communication and Computer networks	4	4	0	0	4
	III	36	Core-7	PHP and mySQL	4	4	0	0	4
	III	37	Major Practical - V	PHP	4	0	0	4	2
	III	38	Major Practicals VI	Machine Learning lab	4	0	0	4	2
	III	39	Major practicals VII	Green Foot Lab	3	0	0	3	2
	III	40	Major Elective – I (Anyone)	1. Mobile application Development 2. Introduction to Security in Computing 3. Cloud Computing	4	4	0	0	4
	III	41	Skill Based Common	Personality Development/ Effective Communication/ Youth Development	2	2	0	*	2
Subtotal					30	19	0	11	24
VI	III	42	Core-8	Operating System	4	4	0	0	4
	III	43	Core-9	Software Engineering and Testing	4	4	0	0	4
	III	44	Core-10	Computer Graphics and Visualization	4	3	1	0	4
	III	45	Major Practical - VIII	Computer Graphics Lab	4	0	0	4	2

Green foot Lab

COURSE OUTCOMES

On Successful completion of the course, the student will be able to

- CO1: To know about the various Applications of Multimedia.
- CO2: To develop two- dimensional graphical applications
- CO3: To design multimedia animations
- CO4: To know the knowledge about video works in multimedia applications
- CO5: To implement interactive games.

Write the following program using Greenfoot :

1. To change the behaviour of an object.
2. For changing images
3. To make your own scenarios.
4. To create a new world subclass and compile the scenario
5. To add an Actor subclass instance to the scenario
6. To set up the scenario for gameplay
7. Program keyboard interaction
8. Using the playSound() method
9. To record sounds in Greenfoot
10. To changing the image of an instance summarized
11. To viewing the images stored in the scenario
12. To set an image using the image file name .

Lajae Datto

PRINCIPAL
ANNAI HAJIRA WOMEN'S COLLEGE
MELAPALAYAM - 627 005,



Annai Hajira Women's College

Melapalayam, Tirunelveli - 05

(A Unit of As-Sathiq Educational Society)

(Affiliated to Manonmaniam Sundaranar University)



Feedback Analysis and Action Taken Report

2020 – 2021

Collecting feedback from stakeholders such as Students, Teachers, Alumnae, Employers and Parents is a valuable process for an IQAC to assess the quality and effectiveness of education and services provided by the institution.

We are delighted to share the outcomes of our feedback collection and analysis efforts for the academic year 2020 – 2021.

Objective

Annai Hajira Women's College believes in transparency and accountability. Therefore, we are establishing a continuous feedback loop to keep updating on the progress of our initiatives.

Methodology

- The feedback is obtained on the academic performance and ambience of the institution from various stake holders by circulating the Feedback Forms through online and offline mode.
- The IQAC gathers information and insights from the stake holders to assess and improve various aspects of the services provided by the institution.
- The feedback is analysed and the Action Taken Report (ATR) is prepared.

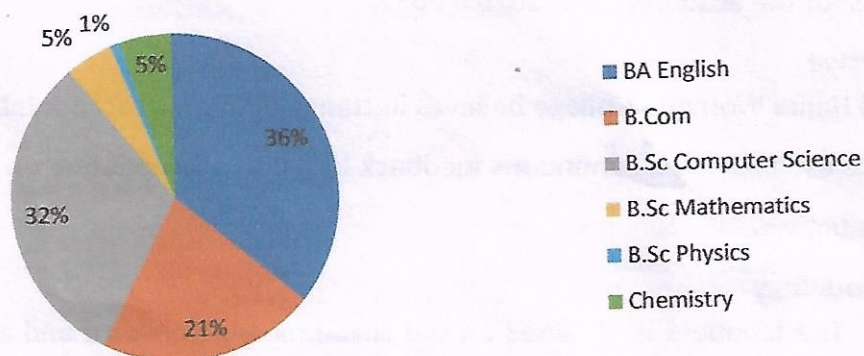
Students Feedback

In the analysis of student feedback for the 2020 - 2021 academic year, various departments provided their perspectives. 214 responses have been collected from the students on the basis of syllabus. This data distribution reflects input from a range of academic disciplines, offering valuable insights into the student experience across different programs.

Students Feedback on Curriculum - Percentage Analysis 2020 – 2021

Department	Response Number
BA English	77
B.Com	46
B.Sc Computer Science	68
B.Sc Mathematics	10
B.Sc Physics	2
Chemistry	11

Students Feedback on Curriculum 2020-2021

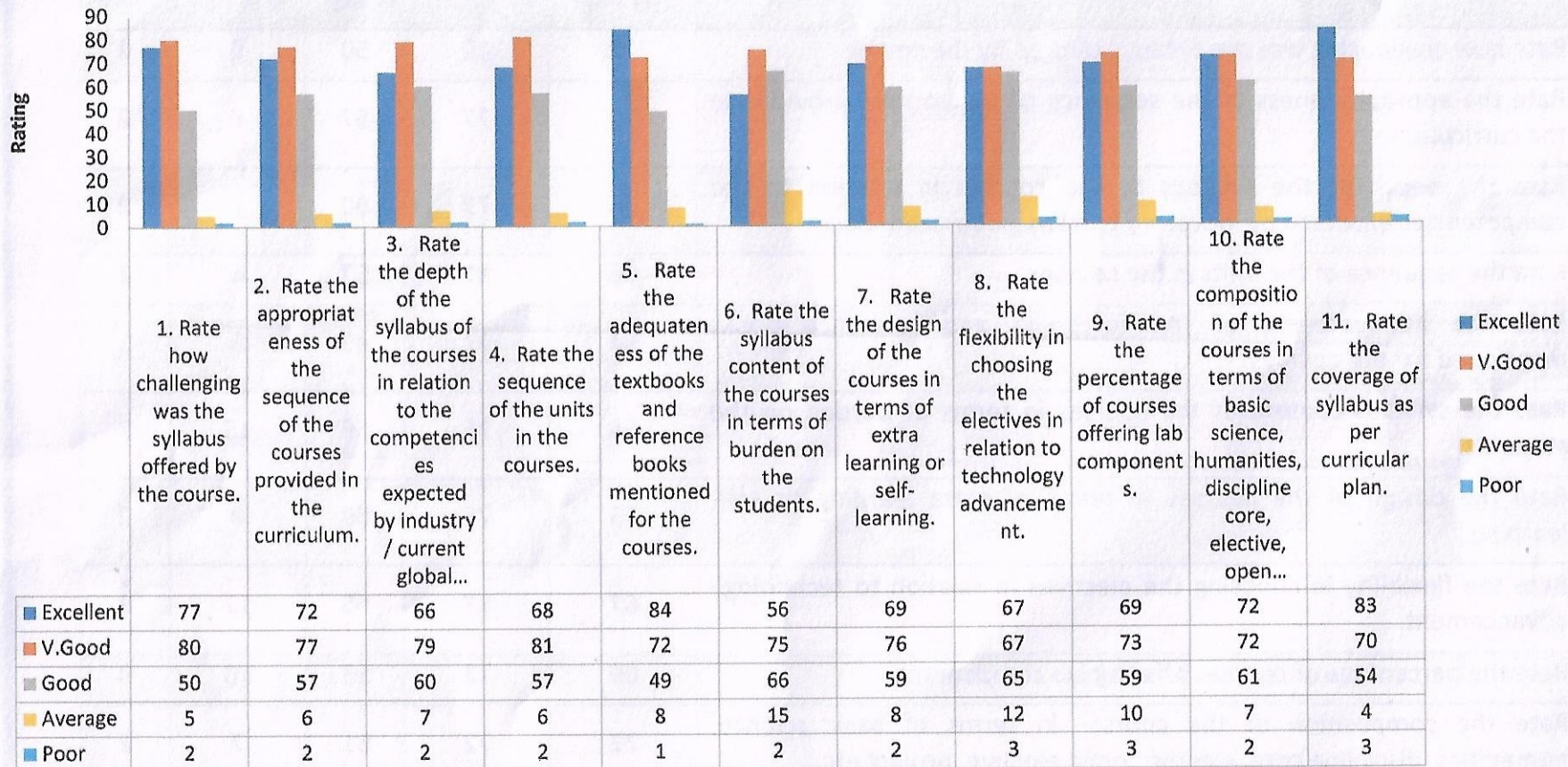


This feedback includes a five scale ratings based on the curriculum and the students enthusiastically submitted the feedback in an unbiased way by conferring their experience.

Students Feedback on Curriculum - Percentage Analysis 2020 - 2021

Sl.No	Questions	Excellent	V. Good	Good	Average	Poor
1	Rate how challenging was the syllabus offered by the course.	77	80	50	5	2
2	Rate the appropriateness of the sequence of the courses provided in the curriculum.	72	77	57	6	2
3	Rate the depth of the syllabus of the courses in relation to the competencies expected by industry / current global scenarios.	66	79	60	7	2
4	Rate the sequence of the units in the courses.	68	81	57	6	2
5	Rate the adequateness of the textbooks and reference books mentioned for the courses.	84	72	49	8	1
6	Rate the syllabus content of the courses in terms of burden on the students.	56	75	66	15	2
7	Rate the design of the courses in terms of extra learning or self-learning.	69	76	59	8	2
8	Rate the flexibility in choosing the electives in relation to technology advancement.	67	67	65	12	3
9	Rate the percentage of courses offering lab components.	69	73	59	10	3
10	Rate the composition of the courses in terms of basic science, humanities, discipline core, elective, open elective, project etc.	72	72	61	7	2
11	Rate the coverage of syllabus as per curricular plan.	83	70	54	4	3

Students Feedback on Curriculum 2020-2021



Curriculum Evaluation

Analysis

- Majority of the students were very much satisfied on the syllabus offered by the course.
- The students were gratified regarding the text materials and references mentioned for the courses.
- The coverage of syllabus as per the curricular plan was pleased by the students.
- Small number of students suggested that there can be equal opportunity between the theoretical and practical subjects.
- In summary, for the academic year 2021-2022, students perceived the curriculum as moderately challenging, well-structured, and adequately resourced. There was an emphasis on self-learning and elective flexibility, although opinions varied regarding syllabus burden and curricular plan coverage.

Faculty Feedback

37 responses have been collected from the faculties of various departments on the basis of syllabus for the academic year 2020 – 2021.

Faculty Feedback on Curriculum - Percentage Analysis 2020 - 2021

Department	Response Number
B.A English	6
B.Com	8
B.Sc Computer Science	7
B.Sc Mathematics	7
B.Sc Physics	4
B.Sc Chemistry	3
Language Department	2

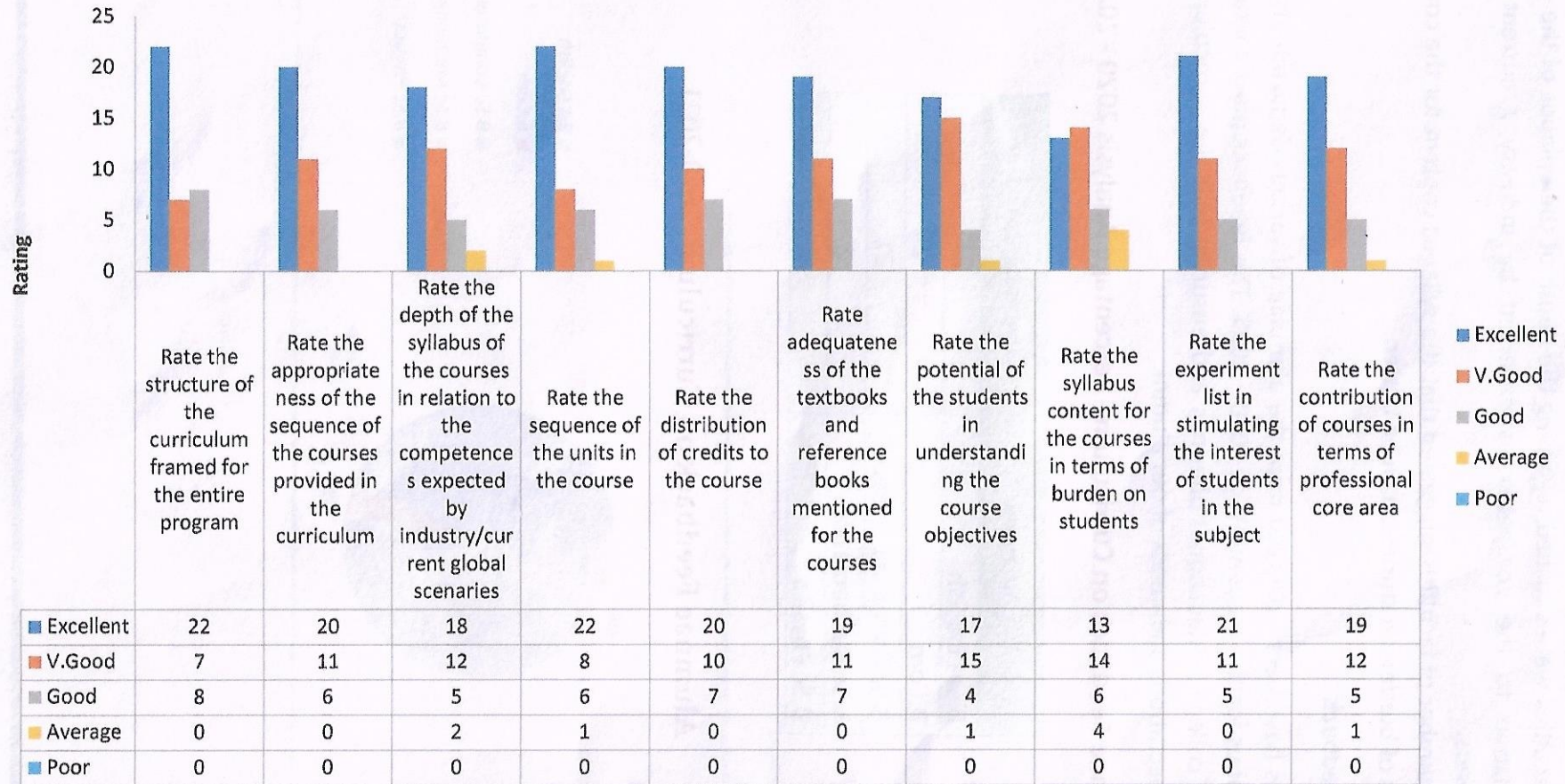
Faculty Feedback on Curriculum 2020-2021



Faculty Feedback on Curriculum - Percentage Analysis 2020 - 2021

Sl.No	Questions	Excellent	V. Good	Good	Average	Poor
1	Rate the structure of the curriculum framed for the entire program	22	7	8	0	0
2	Rate the appropriateness of the sequence of the courses provided in the curriculum	20	11	6	0	0
3	Rate the depth of the syllabus of the courses in relation to the competences expected by industry/current global scenarios	18	12	5	2	0
4	Rate the sequence of the units in the course	22	8	6	1	0
5	Rate the distribution of credits to the course	20	10	7	0	0
6	Rate adequateness of the textbooks and reference books mentioned for the courses	19	11	7	0	0
7	Rate the potential of the students in understanding the course objectives	17	15	4	1	0
8	Rate the syllabus content for the courses in terms of burden on students	13	14	6	4	0
9	Rate the experiment list in stimulating the interest of students in the subject	21	11	5	0	0
10	Rate the contribution of courses in terms of professional core area	19	12	5	1	0

Faculty Feedback on Curriculum 2020-2021



Curriculum Evaluation

Analysis

- Most of the faculties were very much satisfied on the curriculum framed for the entire program.
- The faculties were satisfied regarding the depth of the syllabus of the courses in relation to the competencies expected by industry / current global scenarios.
- Less number of faculties suggested that the syllabus content for the courses in terms of burden on students can be better.

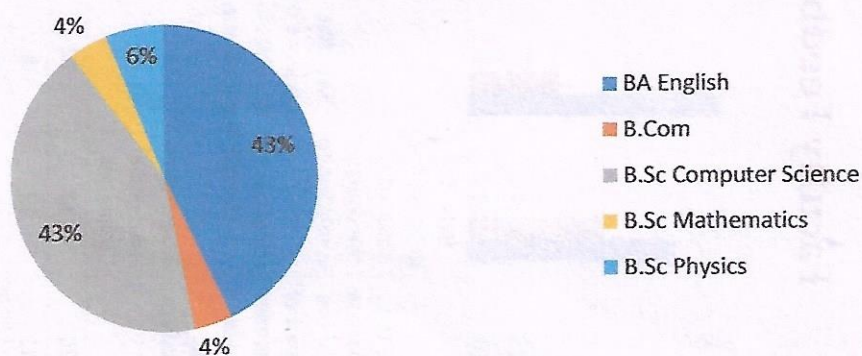
Alumnae Feedback

49 responses have been collected from the alumnae of various departments on the basis of syllabus for the academic year 2020 – 2021. This feedback plays a vital role in shaping the college's educational offerings and ensuring that the curriculum aligns with the expectations and needs of our alumni.

Alumnae Feedback on Curriculum - Percentage Analysis 2020 - 2021

Department	Response Number
B....A English	21
B.Com	2
B.Sc Computer Science	21
B.Sc Mathematics	2
B.Sc Physics	3

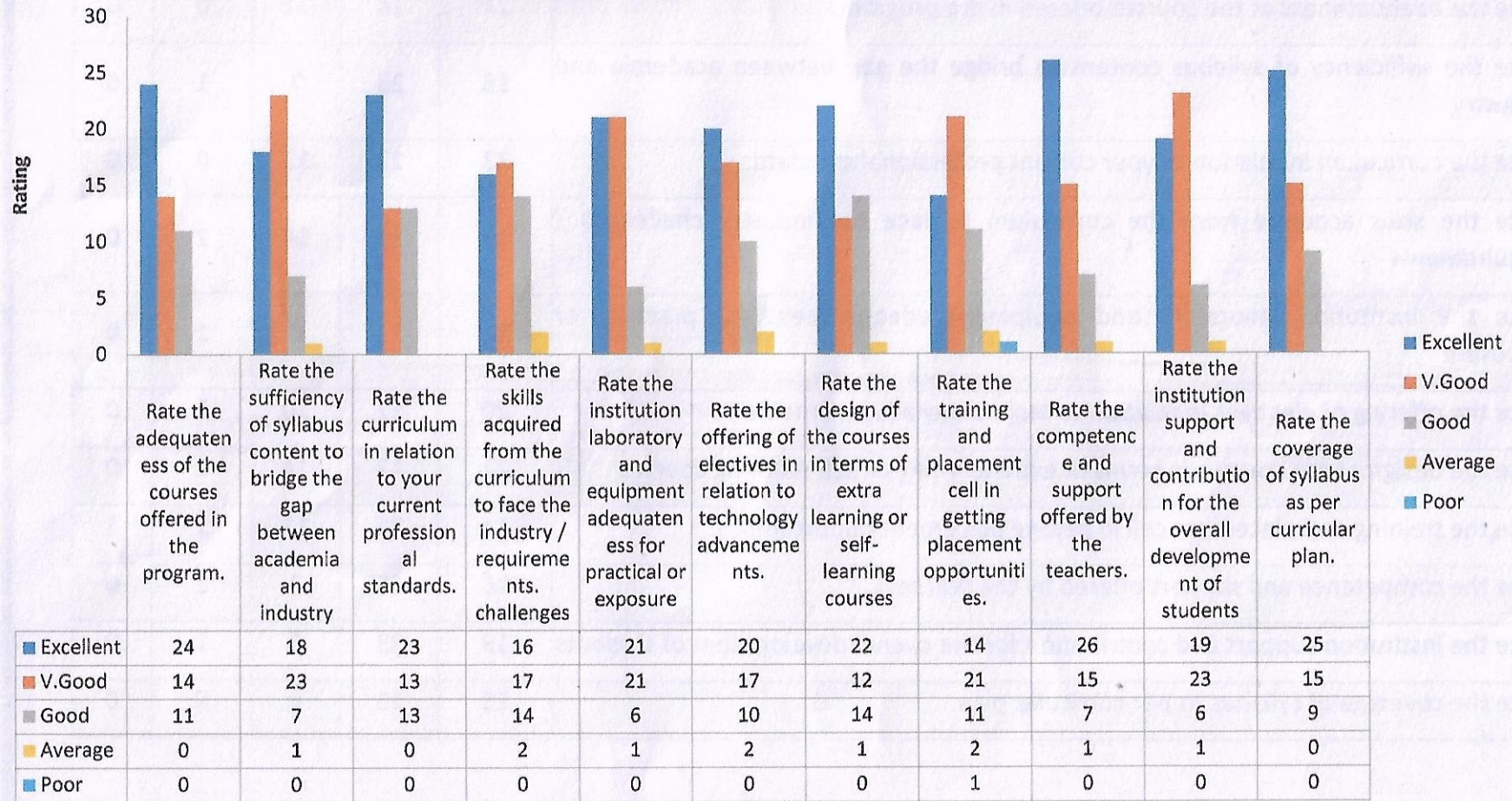
Alumnae Feedback on Curriculum 2020-2021



Alumnae Feedback on Curriculum - Percentage Analysis 2020 - 2021

Sl.No	Questions	Excellent	V. Good	Good	Average	Poor
1	Rate the adequateness of the courses offered in the program.	24	14	11	0	0
2	Rate the sufficiency of syllabus content to bridge the gap between academia and industry	18	23	7	1	0
3	Rate the curriculum in relation to your current professional standards.	23	13	13	0	0
4	Rate the skills acquired from the curriculum to face the industry challenges / requirements	16	17	14	2	0
5	Rate the institution laboratory and equipment adequateness for practical or exposure	21	21	6	1	0
6	Rate the offering of electives in relation to technology advancements.	20	17	10	2	0
7	Rate the design of the courses in terms of extra learning or self-learning courses	22	12	14	1	0
8	Rate the training and placement cell in getting placement opportunities.	14	21	11	2	1
9	Rate the competence and support offered by the teachers.	26	15	7	1	0
10	Rate the institution support and contribution for the overall development of students	19	23	6	1	0
11	Rate the coverage of syllabus as per curricular plan.	25	15	9	0	0

Alumnae Feedback on Curriculum 2020-2021



Curriculum Evaluation

Analysis

- Most of the alumnae were very much satisfied on the courses offered in the program.
- The students were satisfied regarding sufficiency of syllabus content that bridged the gap between academia and industry.
- The laboratory and equipment adequateness for practical exposure was pleased by them.
- Less number of students suggested that there can be good training and placement cell in getting placement opportunities.


Employer Feedback

In the academic year 2020 - 2021, four employers provided valuable feedback on the curriculum.

Employer Feedback on Curriculum - Percentage Analysis 2020 - 2021

Sl. No	Questions	Excellent	V. Good	Good	Satisfactory
1	Knowledge of Students	1	1	2	0
2	Communication Skills	1	3	0	1
3	IT Skills	1	0	3	0
4	Team work Capacity	1	2	0	1
5	Creativity	2	1	1	0
6	Professional-Ethical-Social Responsibility	3	1	0	0

Employers feedback 2020-2021



	Knowledge of Students	Communication Skills	IT Skills	Team Work Capacity	Creativity	Professional-Ethical-Social Responsibility
■ Excellent	1	1	1	1	2	3
■ Very Good	1	3	0	2	1	1
■ Good	2	0	3	0	1	0
■ Satisfactory	0	1	0	1	0	0

Curriculum Evaluation

Analysis

- The employers perceived that the level of Communication Skills was somewhat lacking.
- The employers found the Professional-Ethical-Social Responsibility to be outstanding.

Parents Feedback

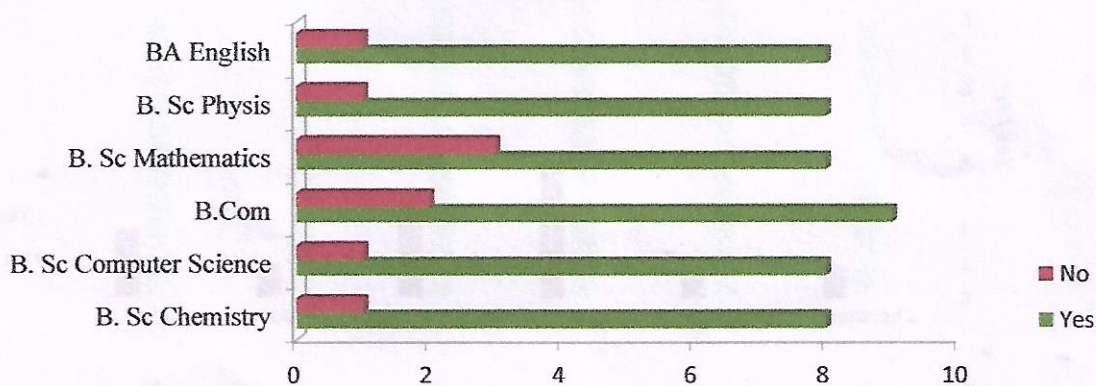
14 responses have been collected from the parents on the basis of syllabus and the amenities of the college for the academic year 2020 – 2021.

Parents Feedback on Curriculum - Percentage Analysis 2020 - 2021

Department	Yes	No
B. Sc Chemistry	8	1
B. Sc Compute Science	8	1
B.Com	9	2
B. Sc Mathematics	8	3
B. Sc Physics	8	1
BA English	8	1

Parents Feedback on Curriculum - Percentage Analysis 2020 - 2021

Parents Feedback on Curriculum - 2020-21

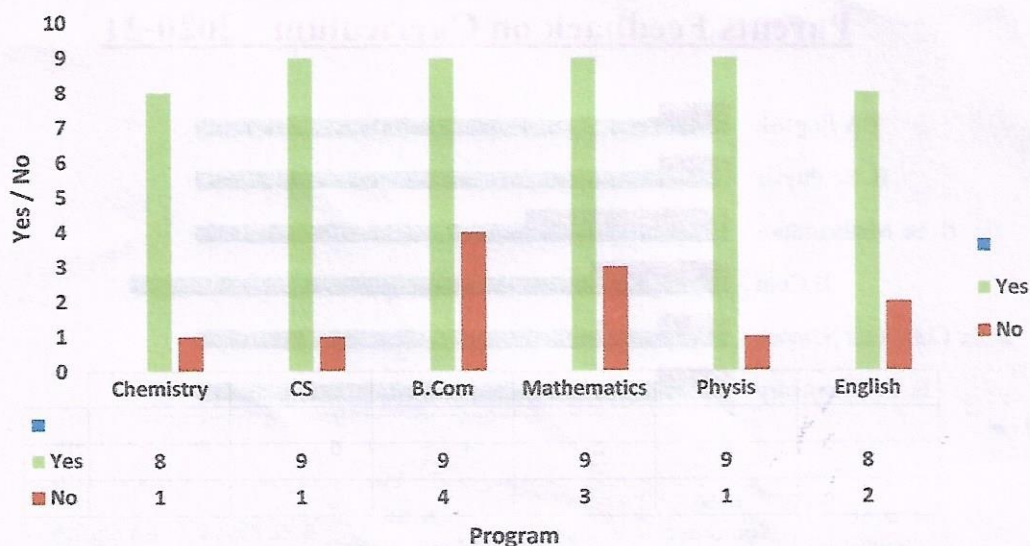


	B. Sc Chemistry	B. Sc Computer Science	B.Com	B. Sc Mathematics	B. Sc Physis	BA English
No	1	1	2	3	1	1
Yes	8	8	9	8	8	8

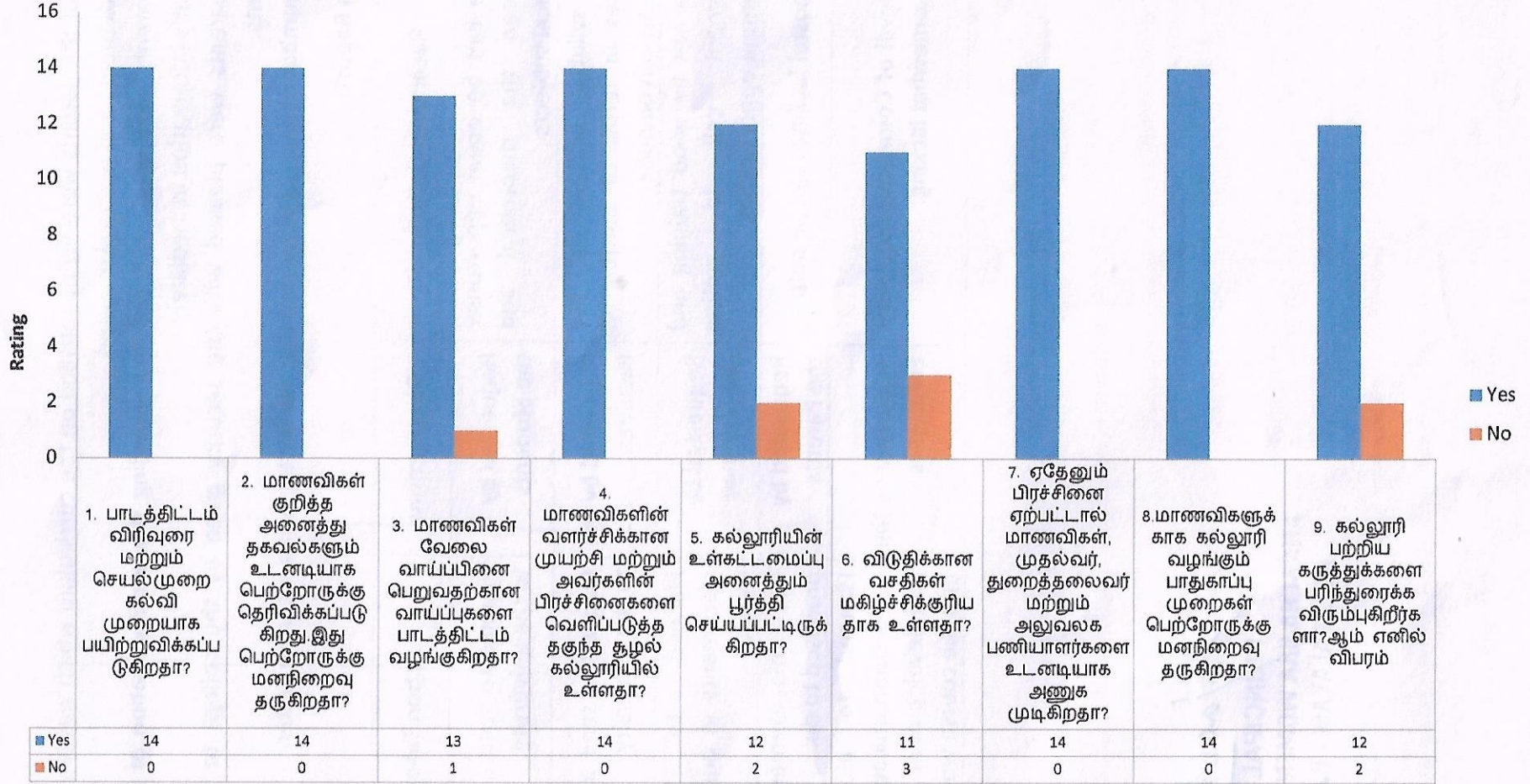
Parents Feedback on Curriculum - 2020 - 2021

Sl. No	Questions
1	Are you satisfied with the teaching mode of the curriculum both lecture and practical way?
2	The information about the students are immediately communicated to the parents. Are they satisfied?
3	Does the curriculum help the students to get employment?
4	Does the college provide a suitable environment for students to strive for growth and express their problems?
5	Does the infrastructure looks good?
6	Are the hostel facilities satisfied?
7	In case of any problem, can the college students immediately contact the Principal, Head of the Department or the Office staff of the College?
8	Are the security measures provided by the college girl students satisfying the parents?
9	Do you want to give any suggestions regarding the college development?

Parents Feedback
2020 - 2021



**PARENTS FEEDBACK
2020 - 2021**




Curriculum Planning

Analysis

- Most of the parents were highly satisfied on the curriculum which was taught on both theory and practical oriented.
- The parents were very much satisfied regarding the communication of the student's information immediately.
- The parents were pleased with the security given by the college to the students.
- Less number of parents suggested that the hostel facilities can be better.

Action Taken Report

Sl. No.	Recommendations	Observations	Action Taken
1.	There can be equal opportunity between the theoretical and practical subjects	Requested by the Students	Planned to send a request to the university
2.	The syllabus content for the courses in terms of burden on students can be better.	Suggested by the Faculties	Planned to send a request to the university
3.	There can be good training and placement cell in getting placement opportunities	Requested by the Alumnae	Planned to conduct placements in our college campus
4.	The hostel facilities can be better	Requested by the Parents	The management has promised to do.
5.	The level of Communication Skills was somewhat lacking.	Suggested by the Employers	Planned to incorporate more communication skills and development activities into the course work


PRINCIPAL
ANNAI HAJIRA WOMEN'S COLLEGE
MELAPALAYAM - 627 005.



Annai Hajira Women's College
Melapalayam, Tirunelveli - 05
(A Unit of As-Sathiq Educational Society)
(Affiliated to Manonmaniam Sundaranar University)



Feedback Analysis and Action Taken Report

2019 - 2020

Collecting feedback from stakeholders such as Students, Teachers, Alumnae, Employers and Parents is a valuable process for an IQAC to assess the quality and effectiveness of education and services provided by the institution.

We are delighted to share the outcomes of our feedback collection and analysis efforts for the academic year 2019 - 2020.

Objective

Annai Hajira Women's College believes in transparency and accountability. Therefore, we are establishing a continuous feedback loop to keep updating on the progress of our initiatives.

Methodology

- The feedback is obtained on the academic performance and ambience of the institution from various stake holders by circulating the Feedback Forms through online and offline mode.
- The IQAC gathers information and insights from the stake holders to assess and improve various aspects of the services provided by the institution.
- The feedback is analyzed and the Action Taken Report (ATR) is prepared.

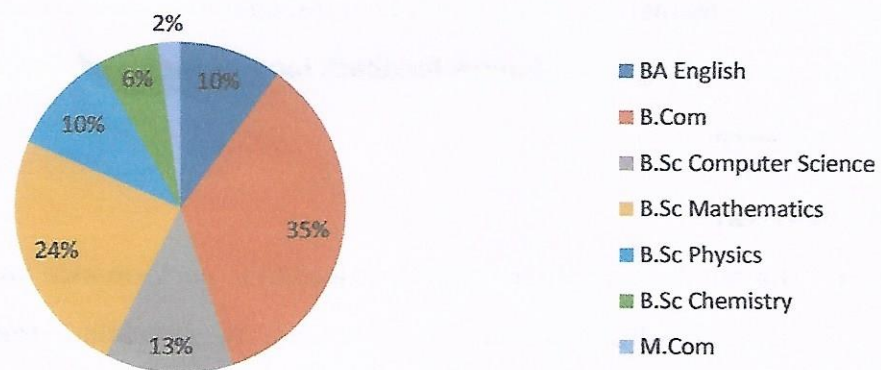
Students Feedback

In the academic year 2019-2020, the analysis of student feedback on the curriculum revealed a diverse set of responses across departments. 270 responses have been collected from the students of various departments on the basis of syllabus.

Students Feedback on Curriculum - Percentage Analysis 2019 - 2020

Department	Response Number
BA English	27
B.Com	94
B.Sc Computer Science	34
B.Sc Mathematics	65
B.Sc Physics	28
B.Sc Chemistry	16
M.Com	6

Students Feedback on Curriculum 2019-2020

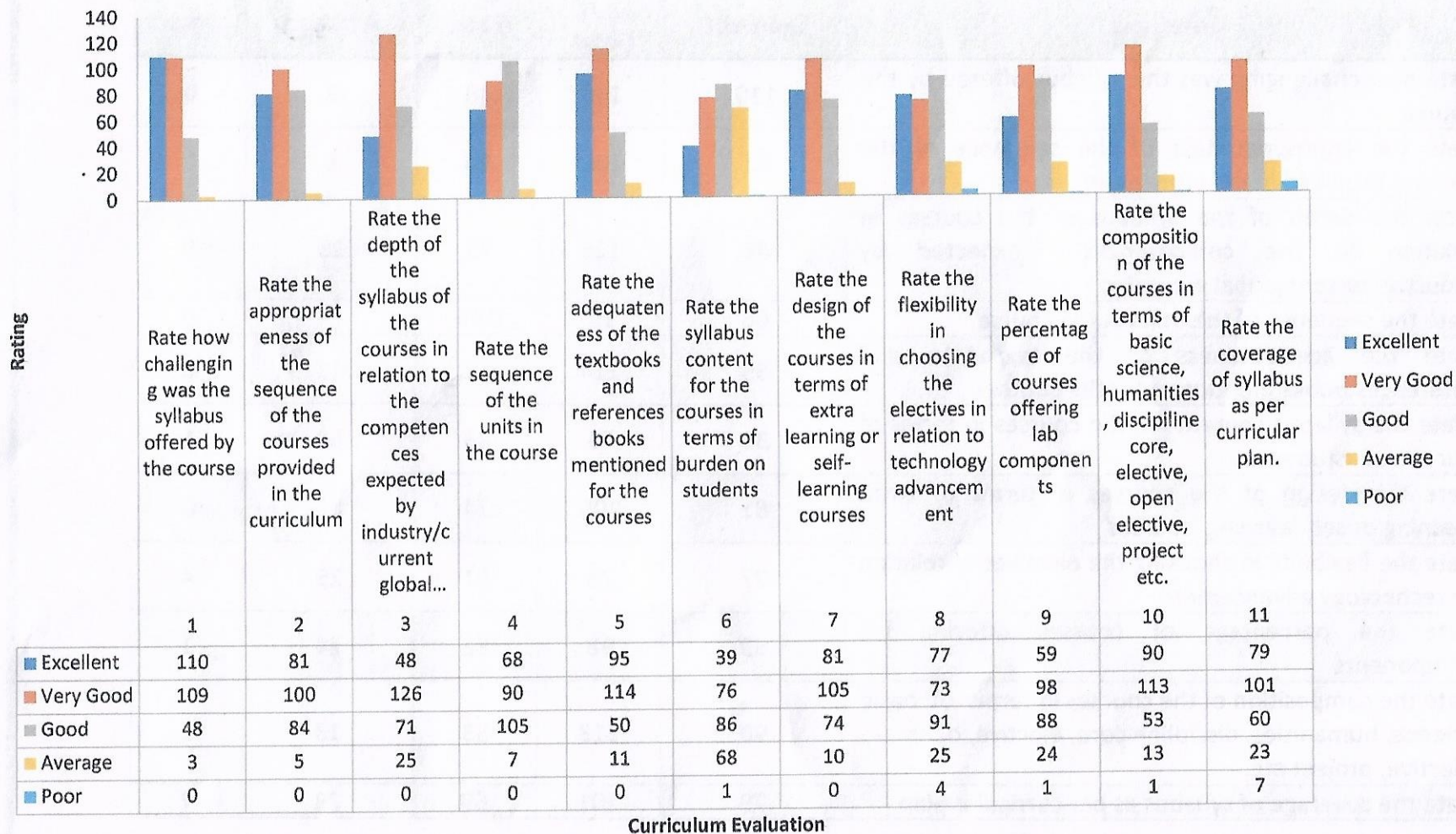


This feedback includes a five scale ratings based on the curriculum and the students enthusiastically submitted the feedback in an unbiased way by conferring their experience.

Students Feedback on Curriculum - Percentage Analysis 2019-2020

Sl. No	Questions	Excellent	Very Good	Good	Average	Poor
1	Rate how challenging was the syllabus offered by the course	110	109	48	3	0
2	Rate the appropriateness of the sequence of the courses provided in the curriculum	81	100	84	5	0
3	Rate the depth of the syllabus of the courses in relation to the competences expected by industry/current global scenarios	48	126	71	25	0
4	Rate the sequence of the units in the course	68	90	105	7	0
5	Rate the adequateness of the textbooks and references books mentioned for the courses	95	114	50	11	0
6	Rate the syllabus content for the courses in terms of burden on students	39	76	86	68	1
7	Rate the design of the courses in terms of extra learning or self-learning courses	81	105	74	10	0
8	Rate the flexibility in choosing the electives in relation to technology advancement	77	73	91	25	4
9	Rate the percentage of courses offering lab components	59	98	88	24	1
10	Rate the composition of the courses in terms of basic science, humanities, discipline core, elective, open elective, project etc.	90	113	53	13	1
11	Rate the coverage of syllabus as per curricular plan	79	101	60	23	7

Students Feedback on Curriculum 2019-2020



Analysis

- Majority of the students were very much satisfied on the syllabus offered by the course.
- The students were gratified regarding the text materials and references mentioned for the courses.
- The coverage of syllabus as per the curricular plan was pleased by the students.
- Small number of students suggested that there can be equal opportunity between the theoretical and practical subjects.

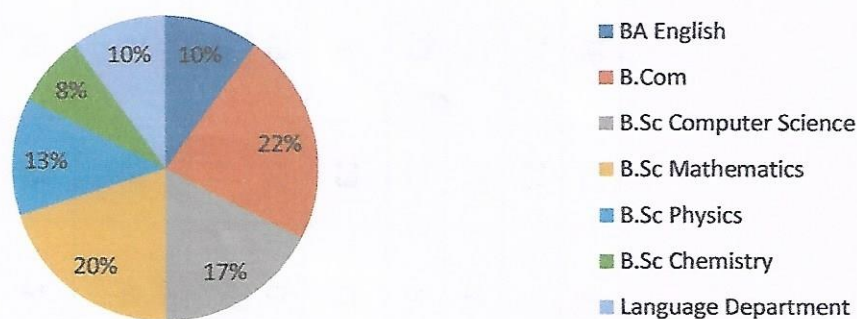
Faculty Feedback

40 responses have been collected from the faculties of various departments on the basis of syllabus for the academic year 2019 - 2020. This collaborative effort between faculty and the institution plays a pivotal role in the continuous refinement of academic programs, ensuring alignment with industry needs and student learning objectives.

Faculty Feedback on Curriculum - Percentage Analysis 2019-2020

Department	Response Number
BA English	4
B.Com	9
B.Sc Computer Science	7
B.Sc Mathematics	8
B.Sc Physics	5
B.Sc Chemistry	3
Language Department	4

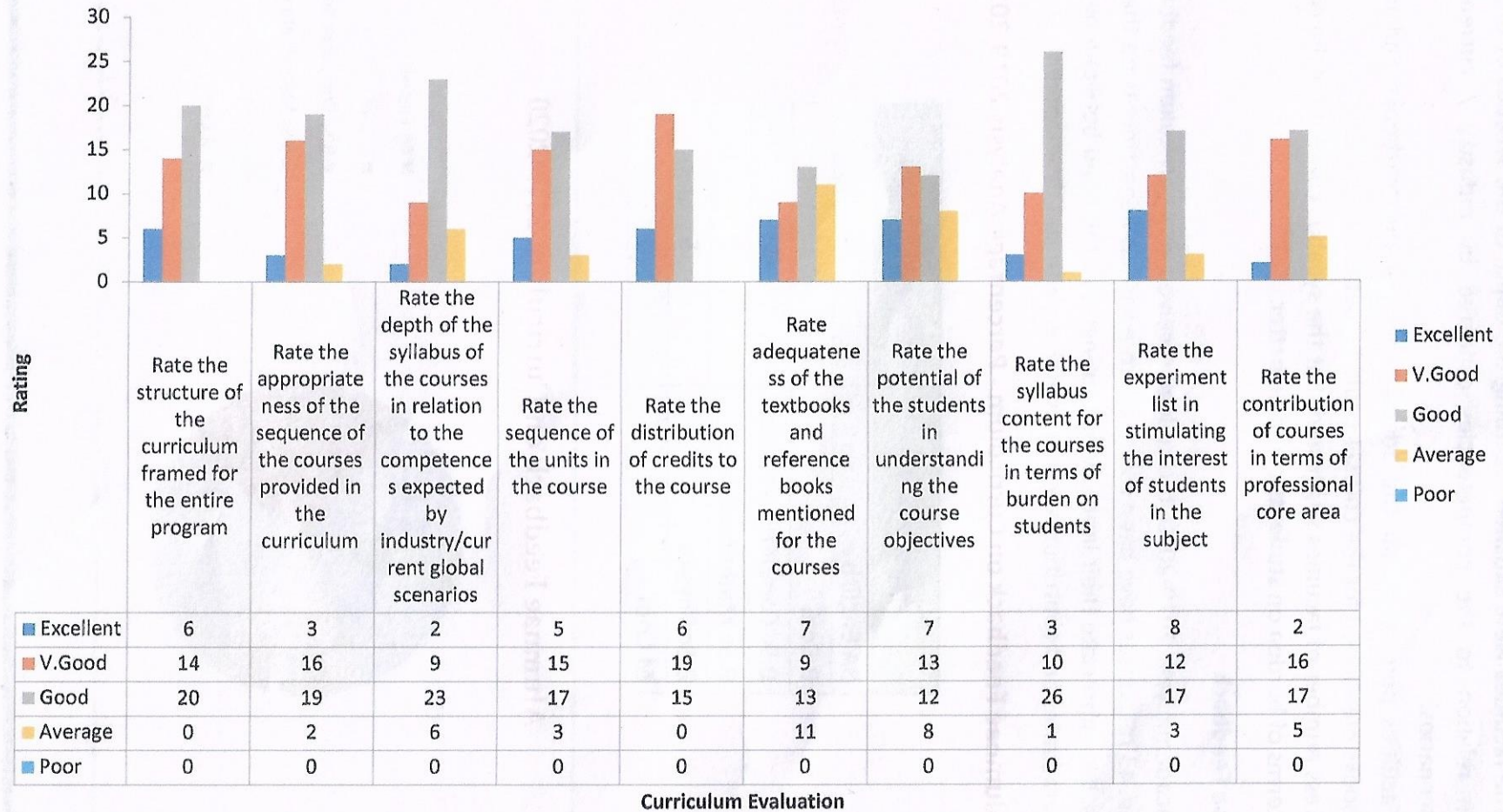
Faculty Feedback on Curriculum 2019-2020



Faculty Feedback on Curriculum - Percentage Analysis 2019-2020

Sl. No	Questions	Excellent	V. Good	Good	Average	Poor
1	Rate the structure of the curriculum framed for the entire program	6	14	20	0	0
2	Rate the appropriateness of the sequence of the courses provided in the curriculum	3	16	19	2	0
3	Rate the depth of the syllabus of the courses in relation to the competences expected by industry/current global scenarios	2	9	23	6	0
4	Rate the sequence of the units in the course	5	15	17	3	0
5	Rate the distribution of credits to the course	6	19	15	0	0
6	Rate adequateness of the textbooks and reference books mentioned for the courses	7	9	13	11	0
7	Rate the potential of the students in understanding the course objectives	7	13	12	8	0
8	Rate the syllabus content for the courses in terms of burden on students	3	10	26	1	0
9	Rate the experiment list in stimulating the interest of students in the subject	8	12	17	3	0
10	Rate the contribution of courses in terms of professional core area	2	16	17	5	0

Faculty Feedback on Curriculum 2019-2020



Analysis

- Most of the faculties were satisfied on the curriculum framed for the entire program.
- The faculties were satisfied regarding the depth of the syllabus of the courses in relation to the competencies expected by industry / current global scenarios.
- Faculties perceived that the adequateness of the textbooks and reference books mentioned for the courses could be better.
- Less number of faculties suggested that the syllabus content for the courses in terms of burden on students could be better.

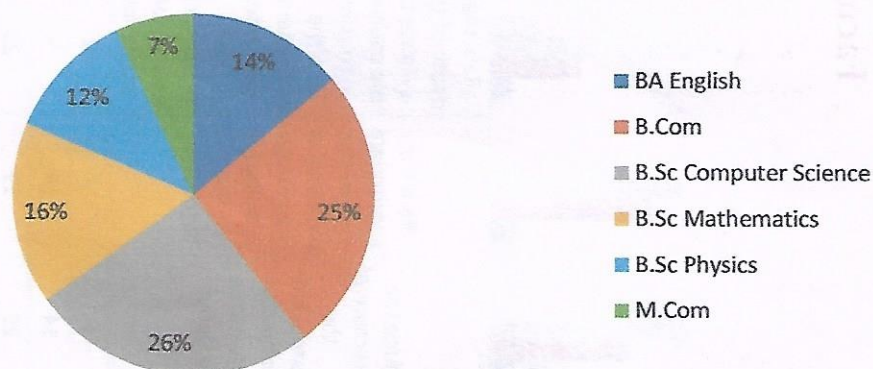
Alumnae Feedback

In the academic year 2019-2020, the college received vital curriculum feedback from alumnae. 43 responses have been collected from various departments on the basis of syllabus. We appreciate their input, which strengthens the bond between our college and its graduates and contributes to our overall growth and development.

Alumnae Feedback on Curriculum - Percentage Analysis 2019-2020

Department	Response Number
BA English	6
B.Com	11
B.Sc Computer Science	11
B.Sc Mathematics	7
B.Sc Physics	5
M.Com	3

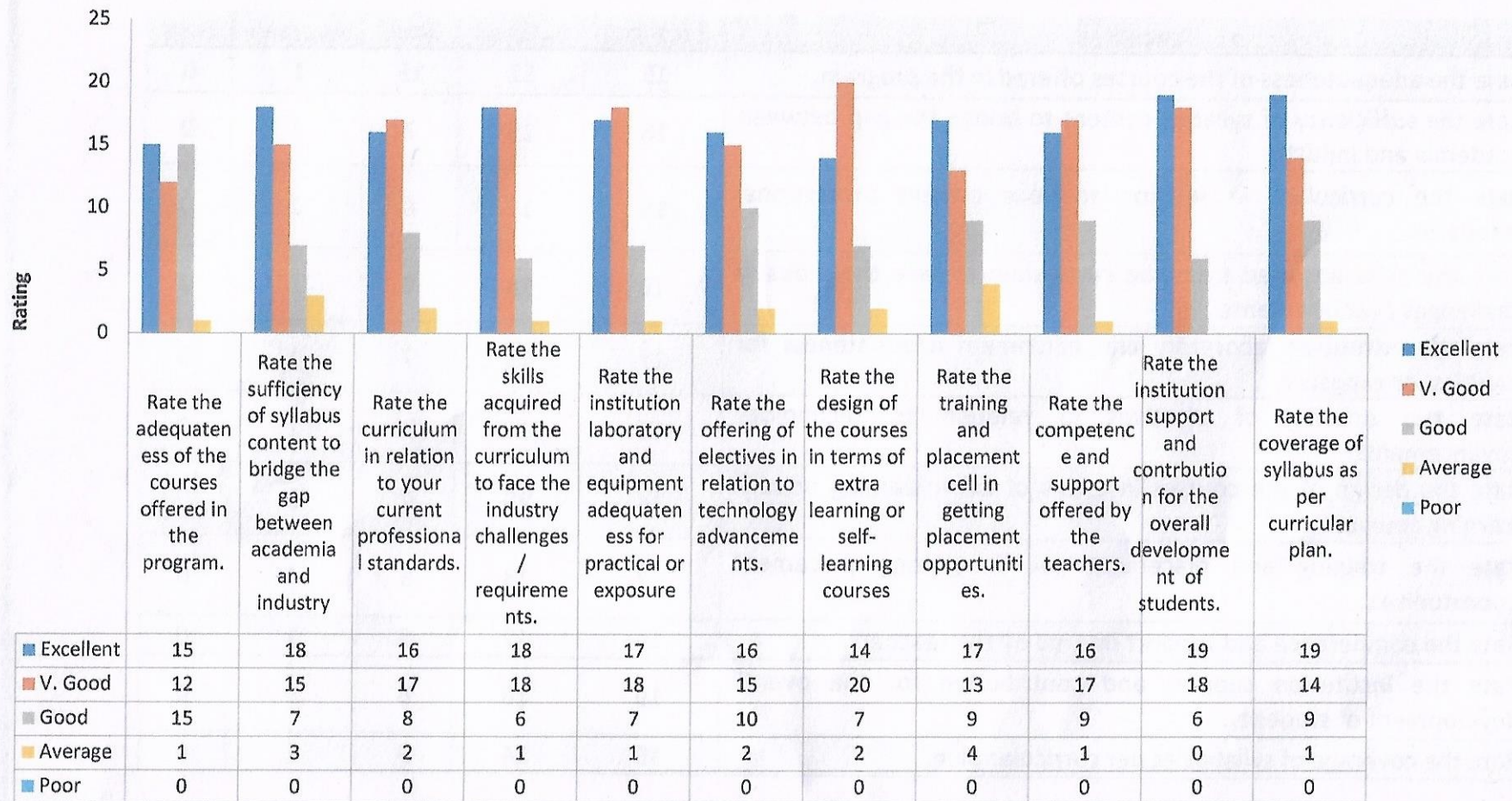
Alumnae Feedback on Curriculum 2019-2020



Alumnae Feedback on Curriculum - Percentage Analysis 2019-2020

Sl. No	Questions	Excellent	V. Good	Good	Average	Poor
1	Rate the adequateness of the courses offered in the program.	15	12	15	1	0
2	Rate the sufficiency of syllabus content to bridge the gap between academia and industry	18	15	7	3	0
3	Rate the curriculum in relation to your current professional standards.	16	17	8	2	0
4	Rate the skills acquired from the curriculum to face the industry challenges / requirements.	18	18	6	1	0
5	Rate the institution laboratory and equipment adequateness for practical or exposure	17	18	7	1	0
6	Rate the offering of electives in relation to technology advancements.	16	15	10	2	0
7	Rate the design of the courses in terms of extra learning or self-learning courses	14	20	7	2	0
8	Rate the training and placement cell in getting placement opportunities.	17	13	9	4	0
9	Rate the competence and support offered by the teachers.	16	17	9	1	0
10	Rate the institution support and contribution for the overall development of students.	19	18	6	0	0
11	Rate the coverage of syllabus as per curricular plan.	19	14	9	1	0

Alumnae Feedback on Curriculum 2019 - 2020



Curriculum Evaluation

Analysis

- Alumnae expect the syllabus to bridge the academia-industry gap effectively.
- The alumnae noticed that the skills acquired from the curriculum to face the industry requirements were good.
- The laboratory and equipment adequateness for practical exposure was pleased by them and some felt that it could be better.
- Less number of alumnae suggested that there can be good training and placement cell in getting placement opportunities.

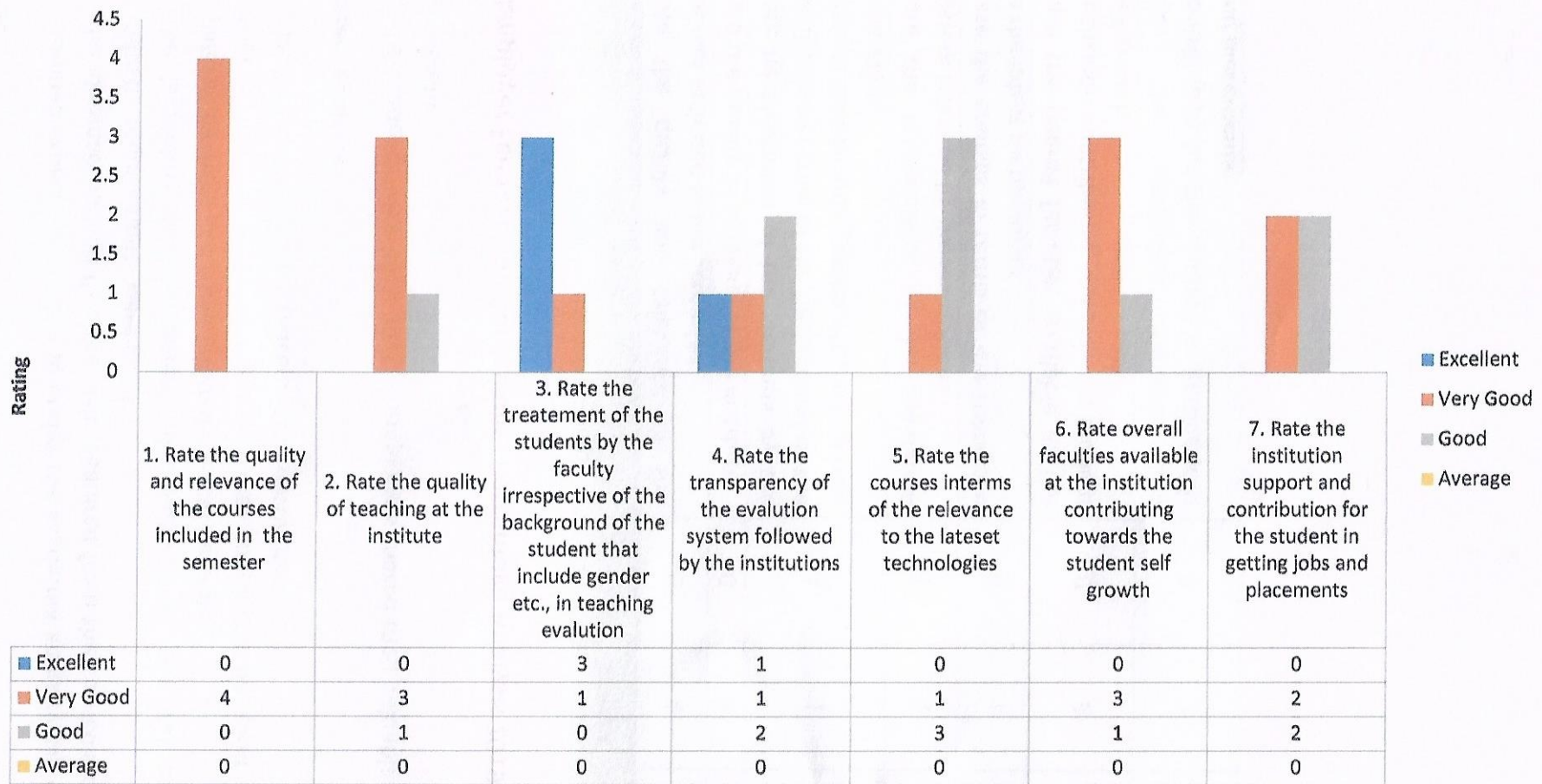
Employer Feedback

During the academic year 2019-2020, 4 employers shared their valuable feedback on the curriculum.

Employer Feedback on Curriculum - Percentage Analysis 2019 - 2020

Sl. No	Questions	Excellent	V. Good	Good	Average
1	Rate the quality and relevance of the courses included in the semester	0	4	0	0
2	Rate the quality of teaching at the institute	0	3	1	0
3	Rate the treatment of the students by the faculty irrespective of the background of the student that include gender etc., in teaching evaluation	3	1	0	0
4	Rate the transparency of the evaluation system followed by the institutions	1	1	2	0
5	Rate the courses in terms of the relevance to the latest technologies	0	1	3	0
6	Rate the overall facilities available at the institution contributing towards the student self-growth	0	3	1	0
7	Rate the institution support and contribution for the student in getting jobs and placements	0	2	2	0

Employers Feedback on Curriculum 2019-2020



Curriculum Evaluation

Analysis

- The employers conveyed their contentment with the quality of teaching at the institution.
- The employers found the courses to be well-aligned with the latest technologies.
- The employers regarded the overall faculty at the institution as highly effective in contributing to student self-growth.
- The employers commended the transparency of the evaluation system implemented by the institution.


Action Taken Report

Sl. No.	Recommendations	Observations	Action Taken
1.	There can be equal opportunity between the theoretical and practical subjects	Requested by the Students	Planned to send a request to the university
2.	The adequateness of the textbooks and reference books mentioned for the courses could be better.	Suggested by the Faculties	We are working on expanding our library resources and online databases to provide a wider range of reference materials for the courses. Faculties are encouraged to share specific recommendations for textbooks and reference materials that would be beneficial for their respective courses.
3.	There can be good training and placement cell in getting placement opportunities	Requested by the Alumnae	Planned to conduct placements in our college campus
4.	The syllabus is needed to bridge the academia-industry gap effectively	Requested by the Alumnae	To bridge the gap effectively, we are in the process of introducing workshops, and seminars to enhance the practical knowledge and skills of our students.
5.	The laboratory and equipment adequateness for practical exposure could be little better	Requested by the Alumnae	We remain committed to maintaining and upgrading our facilities to provide the best possible practical exposure to our students.
6.	The transparency of the evaluation system implemented by the institution could be improved.	Suggested by the Employers	Planned to engage with students, faculty, and employers to gather feedback on the evaluation system's transparency and make necessary adjustments.

Sajaa A. M.

PRINCIPAL

ANNAI HAJIRA WOMEN'S COLLEGE¹³
MELAPALAYAM - 627 005.



Annai Hajira Women's College
Melapalayam, Tirunelveli – 05
(A Unit of As-Sathiq Educational Society)
(Affiliated to Manonmaniam Sundaranar University)



Feedback Analysis and Action Taken Report

2018 - 2019

Gathering input from stakeholders, including Students, Teachers, Alumnae, Employers and Parents, serves as a vital process for an Institutional Quality Assurance Cell (IQAC) in evaluating the excellence and efficiency of the education and services offered by the institution.

We are pleased to present the results of our feedback collection and analysis endeavours for the academic year 2018-2019.

Objective

Annai Hajira Women's College upholds the values of transparency and accountability. Consequently, we are instituting an ongoing feedback mechanism to stay informed about the progress of our initiatives.

Methodology

- Feedback on the academic performance and institutional environment is collected from various stake holders through offline channels, using feedback forms.
- The IQAC collects input and perspectives from stakeholders to evaluate and enhance various facets of the institution's services.
- Subsequently, the feedback is analyzed, and an Action Taken Report (ATR) is compiled.

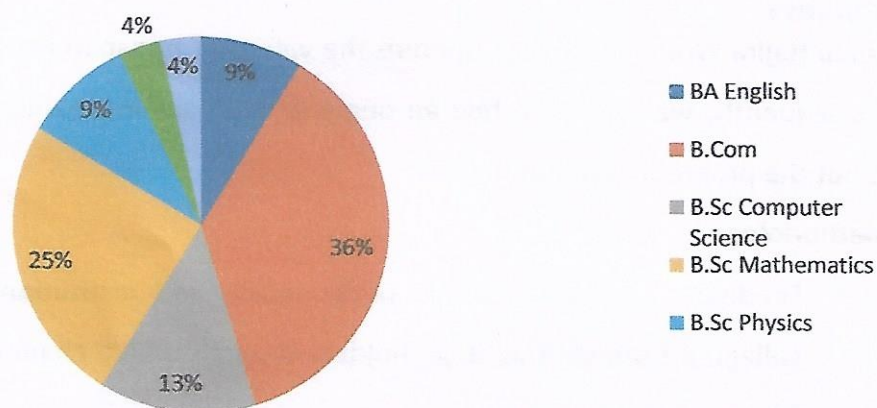
Students Feedback

We have received 170 responses from students across different departments regarding the curriculum for the academic year 2018-2019.

Students Feedback on Curriculum - Percentage Analysis 2018 - 2019

Department	Response Number
BA English	15
B.Com	62
B.Sc Computer Science	23
B.Sc Mathematics	42
B.Sc Physics	16
M.Com	6
B. Sc Chemistry	6

Students Feedback on Curriculum 2018-2019

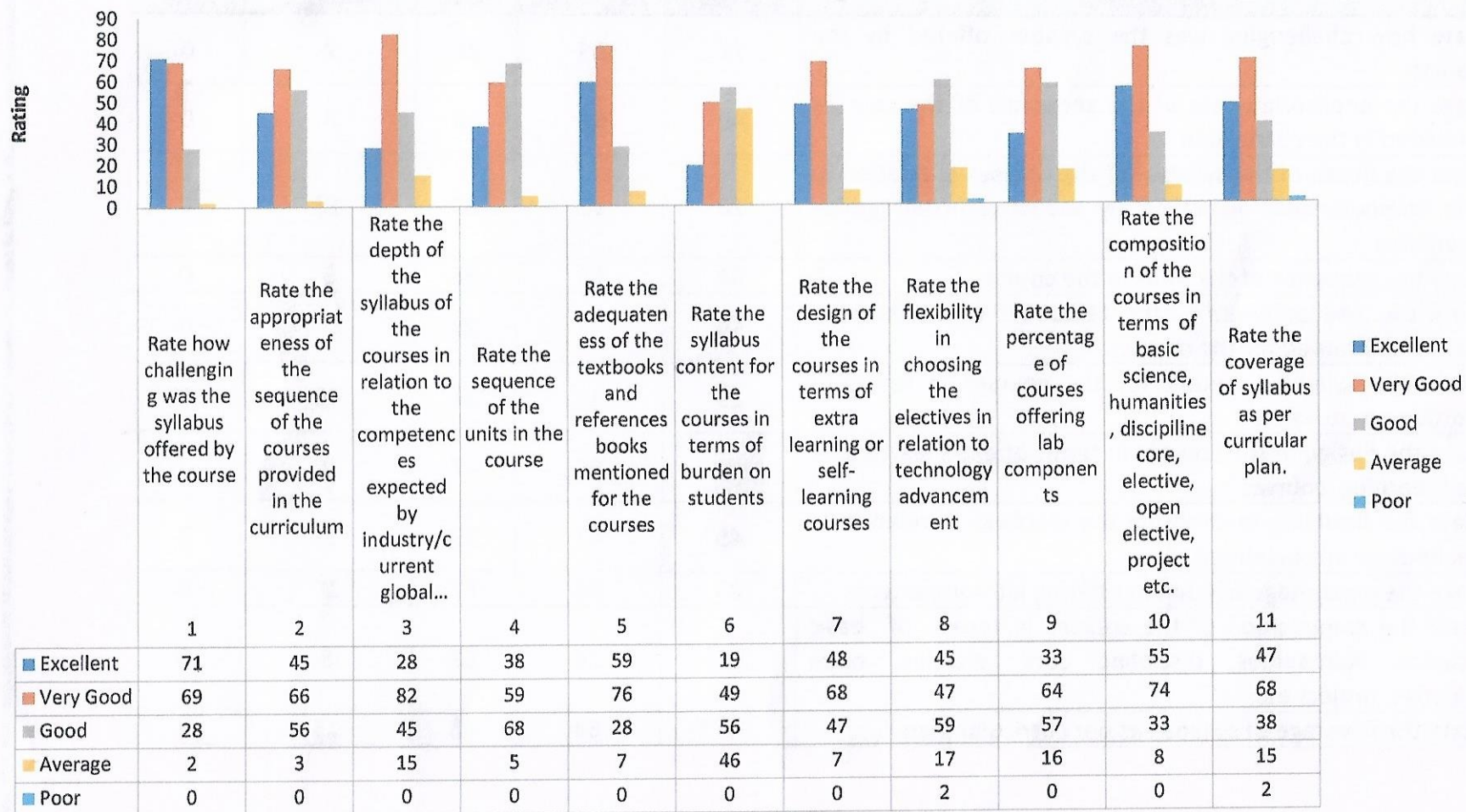


This feedback includes five scale ratings based on the curriculum and the students enthusiastically submitted the feedback in an unbiased way by conferring their experience.

Students Feedback on Curriculum - Percentage Analysis 2018 - 2019

Sl.No	QUESTIONS	Excellent	Very Good	Good	Average	Poor
1	Rate how challenging was the syllabus offered by the course	71	69	28	2	0
2	Rate the appropriateness of the sequence of the courses provided in the curriculum	45	66	56	3	0
3	Rate the depth of the syllabus of the courses in relation to the competences expected by industry/current global scenarios	28	82	45	15	0
4	Rate the sequence of the units in the course	38	59	68	5	0
5	Rate the adequateness of the textbooks and references books mentioned for the courses	59	76	28	7	0
6	Rate the syllabus content for the courses in terms of burden on students	19	49	56	46	0
7	Rate the design of the courses in terms of extra learning or self-learning courses	48	68	47	7	0
8	Rate the flexibility in choosing the electives in relation to technology advancement	45	47	59	17	2
9	Rate the percentage of courses offering lab components	33	64	57	16	0
10	Rate the composition of the courses in terms of basic science, humanities, discipline core, elective, open elective, project etc.	55	74	33	8	0
11	Rate the coverage of syllabus as per curricular plan	47	68	38	15	2

Students Feedback on Curriculum 2018-2019



Curriculum Evaluation

Analysis

- The majority of respondents rated it with relatively high numbers indicating that they found the syllabus to be quite challenging.
- The students suggested that they may find the syllabus more challenging or burdensome compared to others.
- A smaller group of respondents provided lower ratings indicating that they may perceive less flexibility in choosing technology-related electives.
- A smaller group of respondents gave lower ratings indicating that they may perceive a less favourable alignment between the syllabus coverage and the curricular plan.

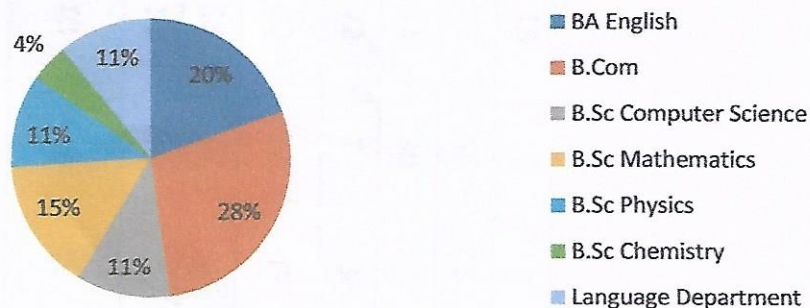
Faculty Feedback

46 responses have been collected from the faculties of various departments on the basis of syllabus for the academic year 2018 - 2020. Their insights covered various aspects, acknowledging strengths and suggesting improvements. This collaborative effort between faculty and the institution is vital for refining academic programs and aligning them with industry needs and student learning objectives.

Faculty Feedback on Curriculum - Percentage Analysis 2018 - 2019

Department	Response Number
BA English	9
B.Com	13
B.Sc Computer Science	5
B.Sc Mathematics	7
B.Sc Physics	5
B.Sc Chemistry	2
Language Department	5

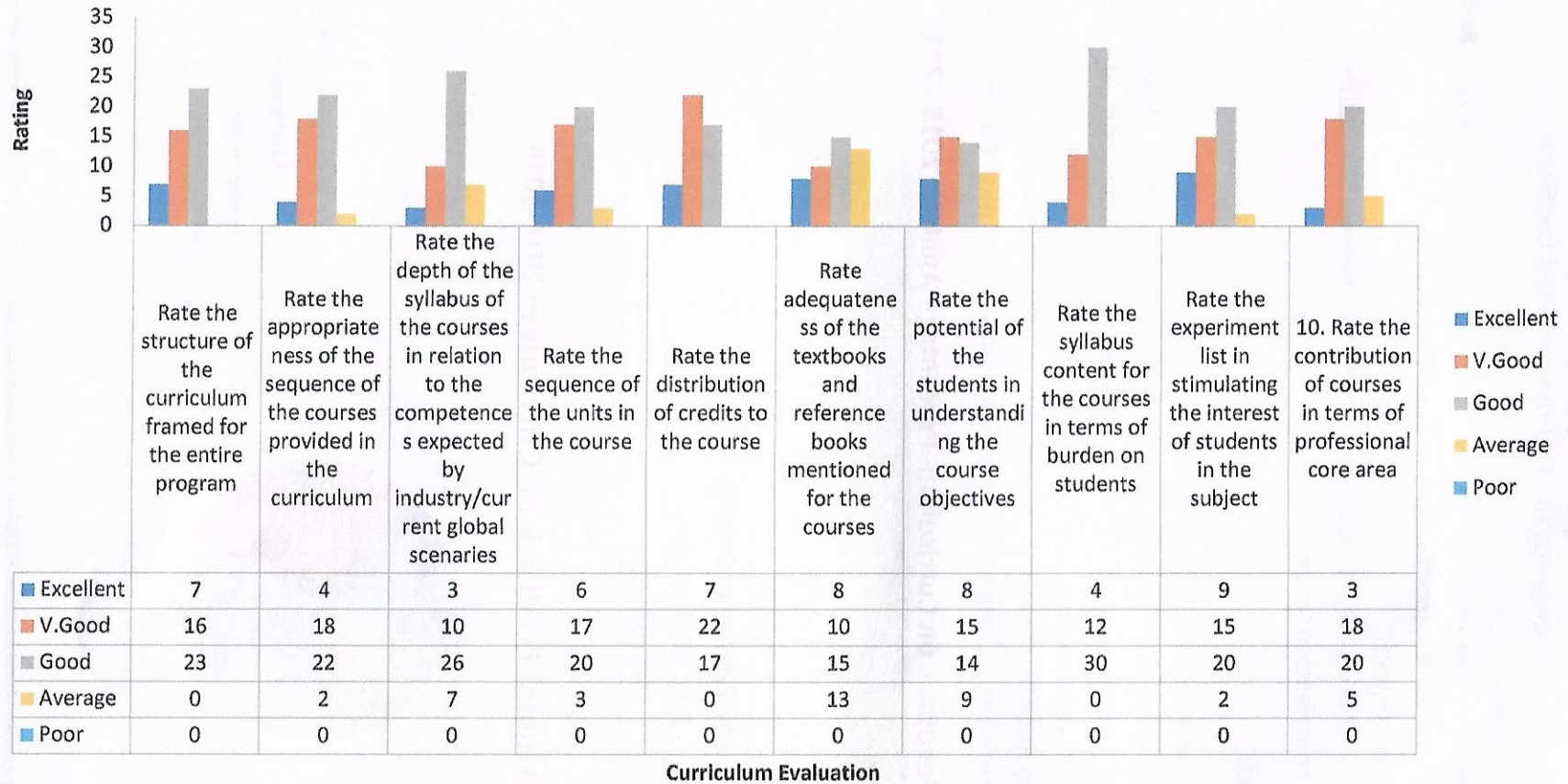
Faculty Feedback on Curriculum 2018-2019



Faculty Feedback on Curriculum - Percentage Analysis 2018 - 2019

Sl. No	Questions	Excellent	V. Good	Good	Average	Poor
1	Rate the structure of the curriculum framed for the entire program	7	16	23	0	0
2	Rate the appropriateness of the sequence of the courses provided in the curriculum	4	18	22	2	0
3	Rate the depth of the syllabus of the courses in relation to the competences expected by industry/current global scenarios	3	10	26	7	0
4	Rate the sequence of the units in the course	6	17	20	3	0
5	Rate the distribution of credits to the course	7	22	17	0	0
6	Rate adequateness of the textbooks and reference books mentioned for the courses	8	10	15	13	0
7	Rate the potential of the students in understanding the course objectives	8	15	14	9	0
8	Rate the syllabus content for the courses in terms of burden on students	4	12	30	0	0
9	Rate the experiment list in stimulating the interest of students in the subject	9	15	20	2	0
10	Rate the contribution of courses in terms of professional core area	3	18	20	5	0

Faculty Feedback on Curriculum- Percentage Analysis 2018-2019



Analysis

- A substantial number of respondents provided moderate ratings suggesting that they may have mixed opinions about the structure of the curriculum.
- A considerable number of respondents provided moderate to positive ratings indicating that they may generally find the provided textbooks and reference materials adequate.
- A substantial number of respondents suggested that they generally find the experiment list to be moderately to highly effective in engaging students' interest in the subject.
- The majority of respondents suggested that they believe the courses make a significant contribution to the professional core area.

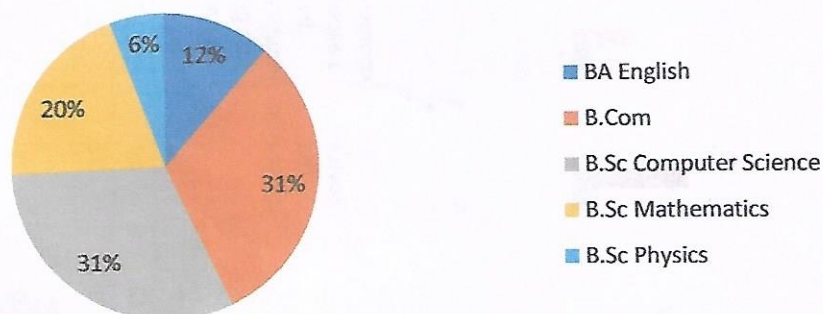
Alumnae Feedback

In the academic year 2018-2019, alumnae provided valuable feedback on the curriculum, contributing their insights to enhance the educational experience. 35 responses were gathered from multiple departments, reflecting the active participation of our graduates in curriculum development. This collaborative effort fosters continuous improvement and strengthens the bond between our college and its alumnae, further contributing to the growth and development of our institution.

Alumnae Feedback on Curriculum- Percentage Analysis 2018 - 2019

Department	Response Number
BA English	4
B.Com	11
B.Sc Computer Science	11
B.Sc Mathematics	7
B.Sc Physics	2

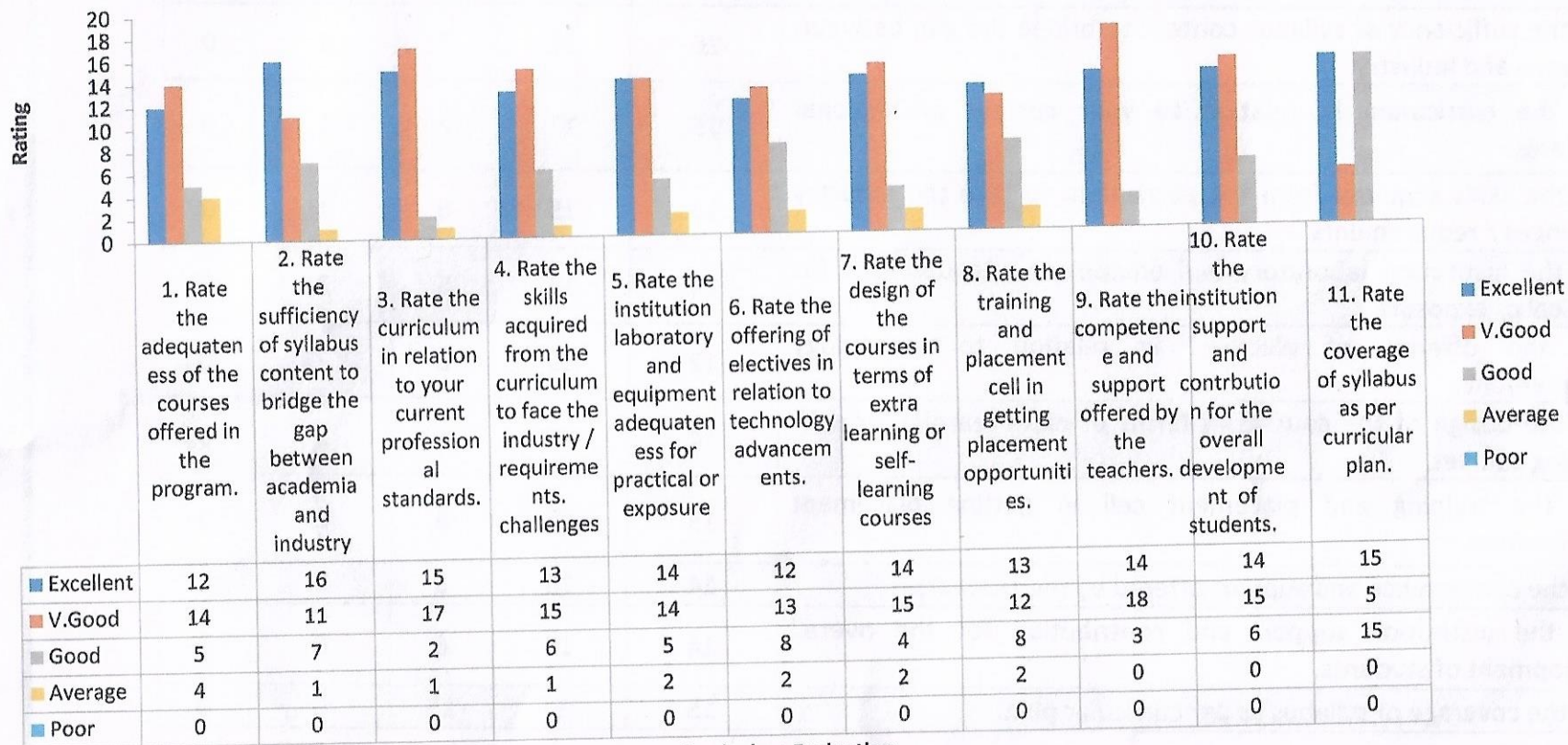
Alumni Feedback on Curriculum 2018-2019



Alumnae Feedback on Curriculum - Percentage Analysis 2018 - 2019

Sl. No	Questions	Excellent	V. Good	Good	Average	Poor
1	Rate the adequateness of the courses offered in the program.	12	14	5	4	0
2	Rate the sufficiency of syllabus content to bridge the gap between academia and industry	16	11	7	1	0
3	Rate the curriculum in relation to your current professional standards.	15	17	2	1	0
4	Rate the skills acquired from the curriculum to face the industry challenges / requirements.	13	15	6	1	0
5	Rate the institution laboratory and equipment adequateness for practical or exposure	14	14	5	2	0
6	Rate the offering of electives in relation to technology advancements.	12	13	8	2	0
7	Rate the design of the courses in terms of extra learning or self-learning courses	14	15	4	2	0
8	Rate the training and placement cell in getting placement opportunities.	13	12	8	2	0
9	Rate the competence and support offered by the teachers.	14	18	3	0	0
10	Rate the institution support and contribution for the overall development of students.	14	15	6	0	0
11	Rate the coverage of syllabus as per curricular plan.	15	5	15	0	0

Alumnae Feedback on Curriculum 2018-2019



Curriculum Evaluation

Analysis

- Some students find the courses to be quite adequate, while others may have reservations or specific suggestions for improvement.
- A significant portion of respondents demonstrated a range of opinions regarding the adequacy of the laboratory and equipment for practical exposure.
- A significant portion of respondents suggested that they generally find the competence and support of the teachers to be satisfactory or even high. These ratings indicate that many students appreciate the quality of instruction and support provided by the teaching staff.

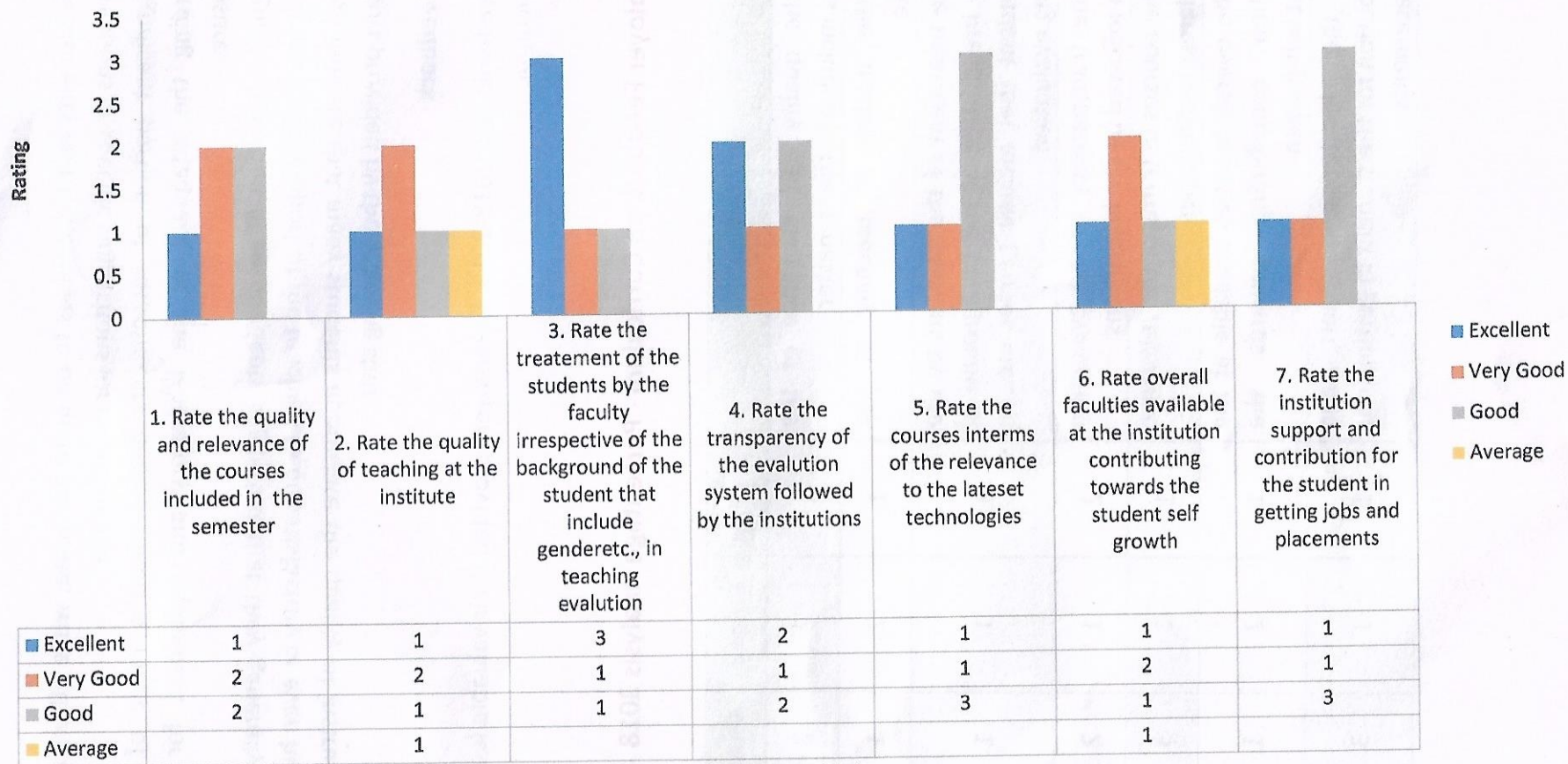
Employer Feedback

In the academic year 2018-2019, 5 employers provided their valuable feedback on the curriculum.

Employer Feedback on Curriculum - Percentage Analysis 2018 - 2019

Sl. No	Questions	Excellent	V. Good	Good	Average
1	Rate the quality and relevance of the courses included in the semester	1	2	2	0
2	Rate the quality of teaching at the institute	1	2	1	1
3	Rate the treatment of the students by the faculty irrespective of the background of the student that include gender etc., in teaching evaluation	3	1	1	0
4	Rate the transparency of the evaluation system followed by the institutions	2	1	2	0
5	Rate the courses in terms of the relevance to the latest technologies	1	1	3	0
6	Rate the overall faculties available at the institution contributing towards the student self-growth	1	2	1	1
7	Rate the institution support and contribution for the student in getting jobs and placements	1	1	3	0

Employers Feedback on Curriculum - 2018 - 2019



Curriculum Evaluation

Analysis

- The employers expressed satisfaction with the quality of teaching at the institution.
- The employers believed that the treatment of students by the faculty in teaching evaluations, regardless of the students' backgrounds, including gender, was outstanding.
- The employers perceived that the institution's support and contributions to students in securing jobs and placements were substantial.

Action Taken Report

Sl. No.	Recommendations	Observations	Action Taken
1.	They indicated that they may perceive less flexibility in choosing technology-related electives.	Requested by the Students	Planned to improve communication and transparency regarding elective options to ensure that students are aware of the available choices.
2.	The experiment list to be moderately to highly effective in engaging students' interest in the subject could be improved	Suggested by the Faculties	Enrich the list with more diverse and innovative experiments. Also we have tried to increase the accessibility and availability of experimental resources to encourage active learning.
3.	The competence and support of the teachers is satisfactory or even high	Opinion by the Alumnae	To provide high-quality support and instruction, the teachers are asked to attend faculty development programs to update on the latest teaching methods, technology, and subject knowledge.
4.	The institution's support and contributions to students in securing jobs and placements could be better	Suggested by the Employers	We have planned to build relationships with industry partners and employers to provide more job opportunities.

Lajal Akko

PRINCIPAL

ANNAI HAJIRA WOMEN'S COLLEGE
MELAPALAYAM - 627 005.